


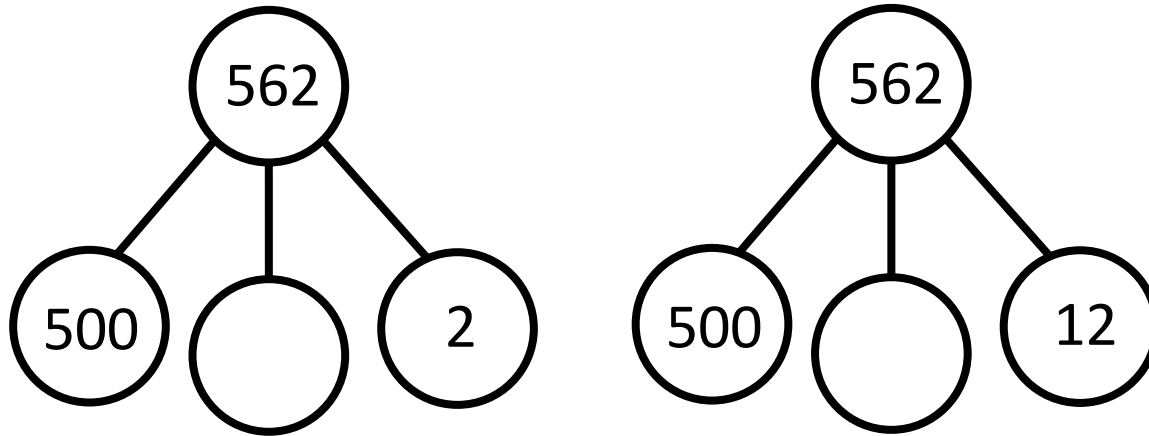
SUBTRACT A
3-DIGIT NUMBER
FROM A 3-DIGIT
NUMBER -
EXCHANGE



GET READY



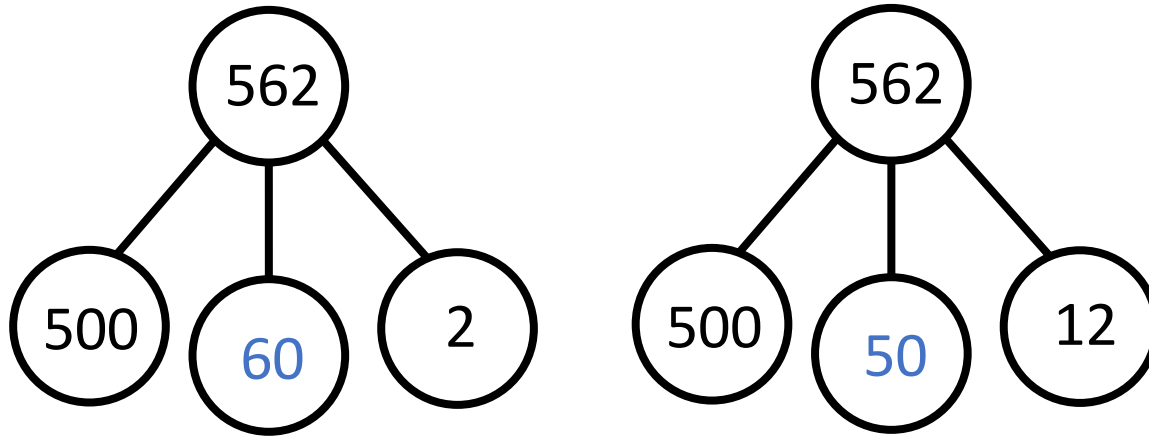
1) Complete the part-whole models.



2) $375 = 200 + \underline{\quad\quad\quad} + 5$

3) Find the difference between 184 and 72

1) Complete the part-whole models.



2) $375 = 200 + \underline{170} + 5$

3) Find the difference between 184 and 72

112

LET'S LEARN



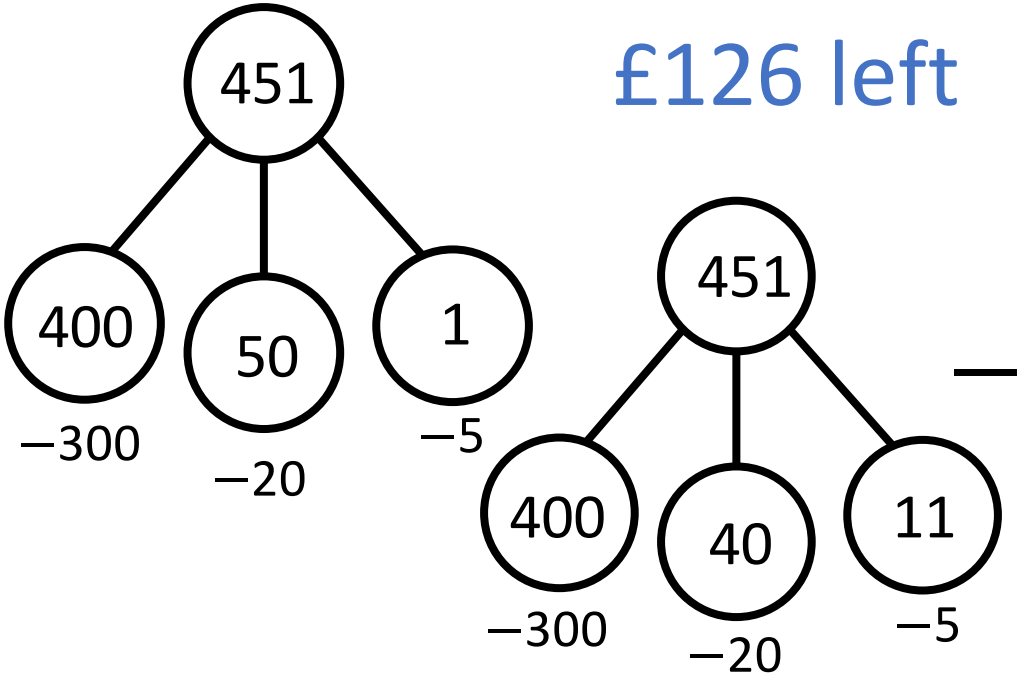
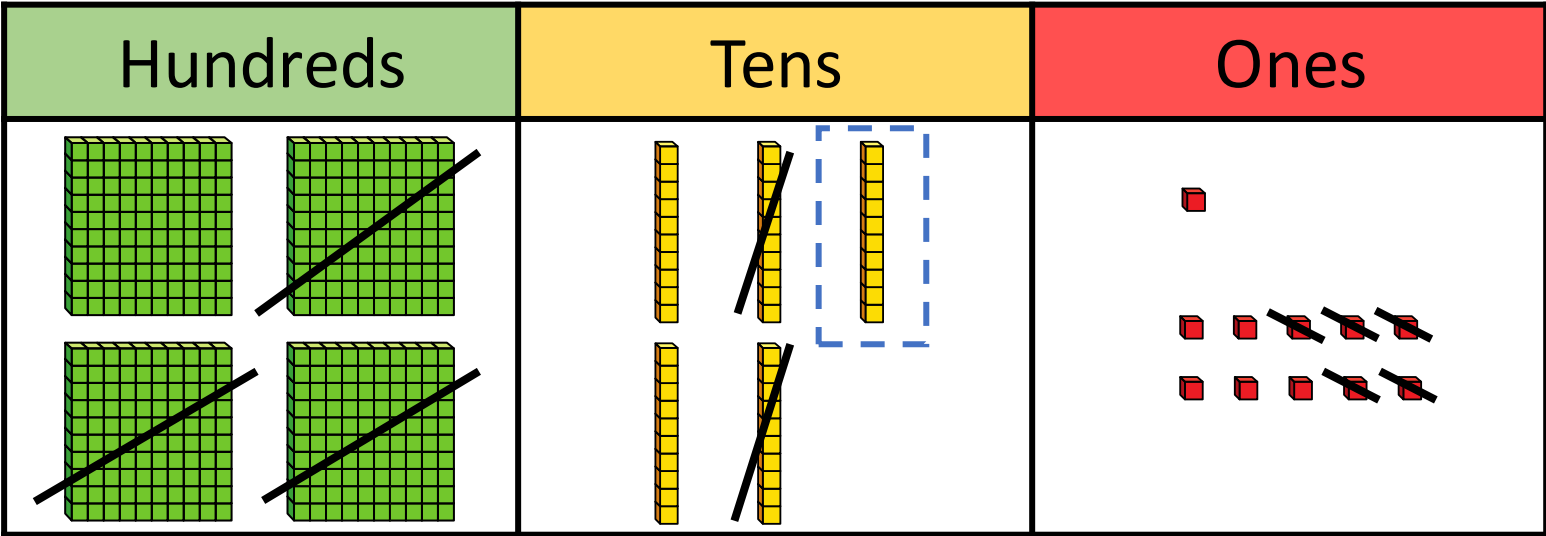
Tommy has £451

He spends £325 on a holiday.

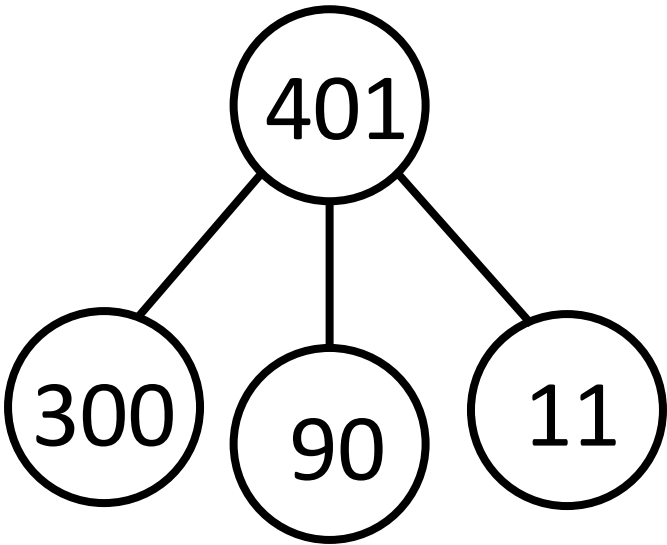
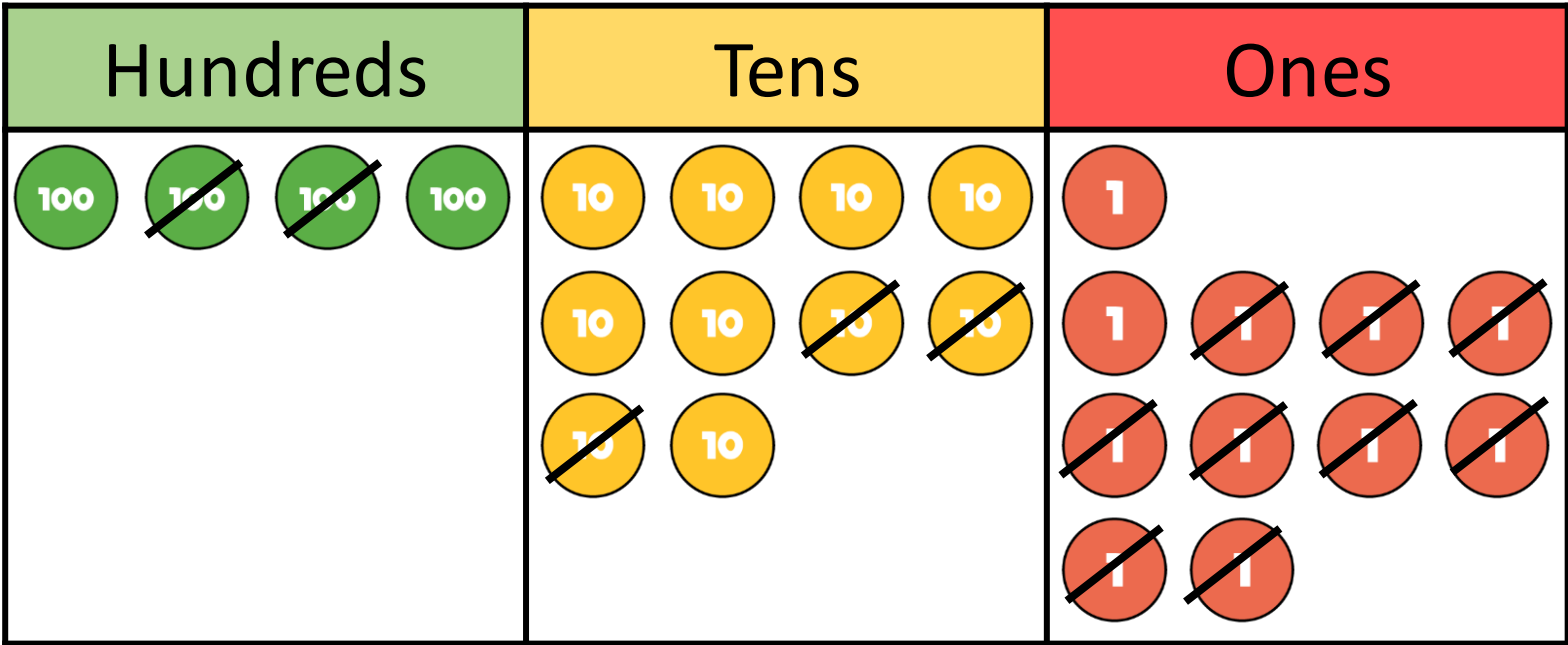
How much money does he have left?

	H	T	O
	4	5	1
—	3	2	5

$$1 - 5 =$$



H	T	O
4	45	¹ 1
3	2	5
1	2	6



H	T	O
3	9	0
4	10	11
2	3	9
1	6	2

YOUR TURN

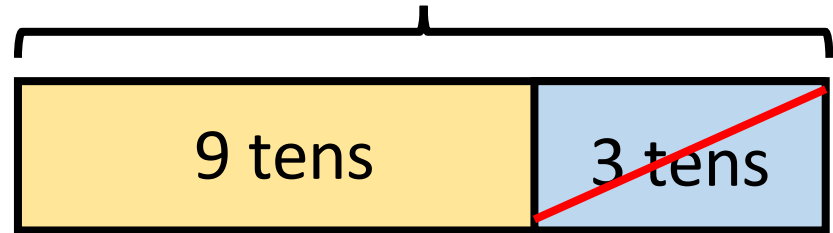
Have a go at question
1 – 5 on the worksheet



	H	T	O
	3 4	12	7
-	1	3	4
	2	9	3

$$? - 3 \text{ tens} = 9 \text{ tens}$$

12 ²tens



Hundreds	Tens	Ones
<div style="display: flex; justify-content: space-around;"> <div style="border: 1px solid black; border-radius: 50%; width: 40px; height: 40px; background-color: #4caf50; color: white; display: flex; align-items: center; justify-content: center;">100</div> <div style="border: 1px solid black; border-radius: 50%; width: 40px; height: 40px; background-color: #4caf50; color: white; display: flex; align-items: center; justify-content: center;">100</div> <div style="border: 1px solid black; border-radius: 50%; width: 40px; height: 40px; background-color: #4caf50; color: white; display: flex; align-items: center; justify-content: center;">100</div> <div style="border: 1px solid black; border-radius: 50%; width: 40px; height: 40px; background-color: #4caf50; color: white; display: flex; align-items: center; justify-content: center;">100</div> </div>	<div style="display: grid; grid-template-columns: repeat(4, 1fr); gap: 10px;"> <div style="border: 1px solid black; border-radius: 50%; width: 40px; height: 40px; background-color: #ffc107; color: white; display: flex; align-items: center; justify-content: center;">10</div> <div style="border: 1px solid black; border-radius: 50%; width: 40px; height: 40px; background-color: #ffc107; color: white; display: flex; align-items: center; justify-content: center;">10</div> <div style="border: 1px solid black; border-radius: 50%; width: 40px; height: 40px; background-color: #ffc107; color: white; display: flex; align-items: center; justify-content: center;">10</div> <div style="border: 1px solid black; border-radius: 50%; width: 40px; height: 40px; background-color: #ffc107; color: white; display: flex; align-items: center; justify-content: center;">10</div> <div style="border: 1px solid black; border-radius: 50%; width: 40px; height: 40px; background-color: #ffc107; color: white; display: flex; align-items: center; justify-content: center;">10</div> <div style="border: 1px solid black; border-radius: 50%; width: 40px; height: 40px; background-color: #ffc107; color: white; display: flex; align-items: center; justify-content: center;">10</div> <div style="border: 1px solid black; border-radius: 50%; width: 40px; height: 40px; background-color: #ffc107; color: white; display: flex; align-items: center; justify-content: center;">10</div> <div style="border: 1px solid black; border-radius: 50%; width: 40px; height: 40px; background-color: #ffc107; color: white; display: flex; align-items: center; justify-content: center;">10</div> <div style="border: 1px solid black; border-radius: 50%; width: 40px; height: 40px; background-color: #ffc107; color: white; display: flex; align-items: center; justify-content: center;">10</div> <div style="border: 1px solid black; border-radius: 50%; width: 40px; height: 40px; background-color: #ffc107; color: white; display: flex; align-items: center; justify-content: center;">10</div> </div>	<div style="display: grid; grid-template-columns: repeat(4, 1fr); gap: 10px;"> <div style="border: 1px solid black; border-radius: 50%; width: 40px; height: 40px; background-color: #f44336; color: white; display: flex; align-items: center; justify-content: center;">1</div> <div style="border: 1px solid black; border-radius: 50%; width: 40px; height: 40px; background-color: #f44336; color: white; display: flex; align-items: center; justify-content: center;">1</div> <div style="border: 1px solid black; border-radius: 50%; width: 40px; height: 40px; background-color: #f44336; color: white; display: flex; align-items: center; justify-content: center;">1</div> <div style="border: 1px solid black; border-radius: 50%; width: 40px; height: 40px; background-color: #f44336; color: white; display: flex; align-items: center; justify-content: center;">1</div> <div style="border: 1px solid black; border-radius: 50%; width: 40px; height: 40px; background-color: #f44336; color: white; display: flex; align-items: center; justify-content: center;">1</div> <div style="border: 1px solid black; border-radius: 50%; width: 40px; height: 40px; background-color: #f44336; color: white; display: flex; align-items: center; justify-content: center;">1</div> <div style="border: 1px solid black; border-radius: 50%; width: 40px; height: 40px; background-color: #f44336; color: white; display: flex; align-items: center; justify-content: center;">1</div> </div>



What is the difference between the two numbers?

	H	T	O
	8 9	9 0	1 0
—	5	4	8
	3	5	2

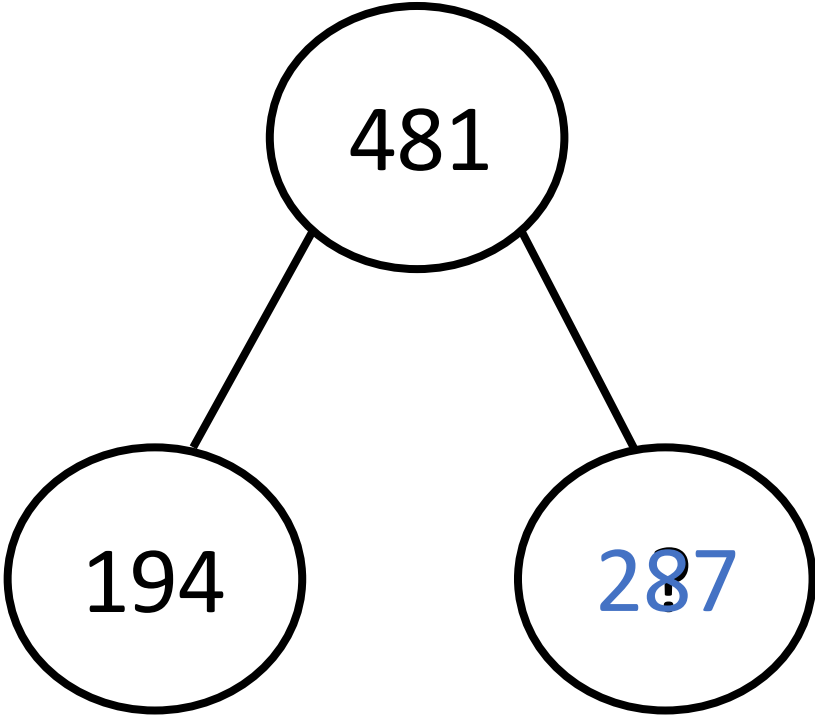
	H	T	O
	8	9	9
—	5	4	7
	3	5	2

YOUR TURN

Have a go at questions
6 and 7 on the
worksheet



$$194 + \underline{287} = 481$$



H	T	O
3 ₄	17 ₈	1 ₁
1	9	4
2	8	7

YOUR TURN

Have a go at the rest of
the worksheet

