












SPaG: Co-ordination

<p>Aim: To be able to use the co-ordinating conjunctions; and or, but.</p> <p>I can use co-ordinating conjunctions in my writing.</p>	<p>Prior Learning: It will be helpful if children understand the term conjunction and clauses.</p>	<p>Resources: Lesson Pack</p> <p>Individual whiteboards and pens Dice Pencils</p>
<p>Success Criteria: I can recognise co-ordinating conjunctions. I can use a co-ordinating conjunction in my writing to join clauses. I can choose the best conjunction for my sentence.</p>	<p>Key/New Words: clause, conjunction, co-ordination, co-ordinating conjunction.</p>	<p>Preparation: Differentiated Co-ordinating Conjunctions Activity Sheet - 1 per child Co-ordination Bingo Game Cards - 1 per group Differentiated Missing Clause Activity Sheet - 1 per child Mini Test - 1 per child Application Activity - 1 per child as required</p>

	<p>Introductory Activity: Joining Sentences Referring to the Lesson Presentation, remind the children about clauses and joining sentences. Explain to the children that they will be learning about using co-ordination conjunctions. Introduce the three conjunctions and explain their use within sentences. Working in pairs, the children read the sentences on the Lesson Presentation and choose which of the three conjunctions works best to join the two sentences. Can the children choose the conjunction that fits best?</p>
	<p>Independent Focused Activity: Co-ordinating Conjunctions The children work independently to complete the Co-ordinating Conjunctions Activity Sheet. Each sentence on the sheet has had its conjunction removed. The children add the correct conjunction to complete the sentences. Can the children choose the conjunction that best fits the sentence?</p> <div style="display: flex; justify-content: space-around;"> <div data-bbox="220 1167 616 1279">  <p>The children insert appropriate conjunctions into the sentences provided.</p> </div> <div data-bbox="676 1167 1072 1364">  <p>The children insert appropriate conjunctions into the sentences provided. The children write their own sentence using a suggested conjunction.</p> </div> <div data-bbox="1123 1167 1519 1364">  <p>The children insert appropriate conjunctions into the sentences provided. The children write their own sentences using the suggested conjunctions.</p> </div> </div>
	<p>Review Activity: Bingo! Recap the use of co-ordinating conjunctions within sentences using the Lesson Presentation. Introduce Co-ordination Bingo Game. (see adult guidance for instructions) Can the children recognise which co-ordinating conjunctions work best in each sentence?</p>

	<p>Consolidation Activity: Missing Clause Show the children the unfinished sentences on the Lesson Presentation. Using the Co-ordinating conjunction given, invite the children to complete the sentence making grammatical sense. Ask the children to write their answers on their whiteboards. Children to complete the Missing Clause Activity Sheet. Can the children write a suitable ending for each sentence depending on the conjunction?</p> <div style="display: flex; justify-content: space-around;"> <div data-bbox="220 1765 584 1877">  <p>The children complete sentences ensuring that they make grammatical sense.</p> </div> <div data-bbox="676 1765 1072 1933">  <p>The children complete sentences ensuring that they make grammatical sense. The children create their own sentence using the conjunction given.</p> </div> <div data-bbox="1123 1765 1519 1933">  <p>The children complete sentences ensuring that they make grammatical sense. The children create their own sentences using the conjunction given.</p> </div> </div>
--	--

	<p>Assessment: Co-ordination The children complete the Mini Test in order to test their understanding. The children complete the Application Activity as required.</p>
--	---