



# Spelling, Punctuation and Grammar Guide





# Welcome to Twinkl Planet

## Spelling, Punctuation and Grammar (SPaG)


Our scheme of work for the 2014 National Curriculum for Spelling, Punctuation and Grammar.

To help you save time we have put together complete lesson packs for the 2014 curriculum. These packs have been developed by teachers and designed by our creative team to provide you with everything you need to teach the spelling, punctuation and grammar objectives in one handy download.

Each lesson pack includes a detailed lesson plan, a lesson presentation, creative differentiated lesson activities and an assessment activity. A handy poster is also included for display purposes.

This overview is your guide and should cover any questions you have. If there is something you need help with then please don't hesitate to [get in touch](#).

love Twinkl<sub>x</sub>



# SPaG Lesson Packs

**Lesson Pack**

each pack contains...

**Lesson Plan**      **Lesson Presentation**

**Success Criteria Grids**      **Differentiated Activity Sheets**

and sometimes....

**Games**      **Adult Guidance**

**Display Poster**      **Mini Test or Quiz**

## The Learning Sequence

### Each SPaG Lesson Plan Consists of 5 Sections

The first three sections, **Introductory Activity**, **Independent Focused Activity** and **Review Activity** function either together as a complete lesson plan, or as stand-alone learning activities for small group intervention or morning work.

Two additional activities, the **Consolidation Activity** and **Assessment/Application Activity**, have also been added for extra exploration of the learning aim.

#### Option One

1. **Introductory Activity**
2. **Independent Focused Activity**
3. **Review Activity**
4. **Consolidation Activity**
5. **Assessment/Application Activity**

#### Option Two

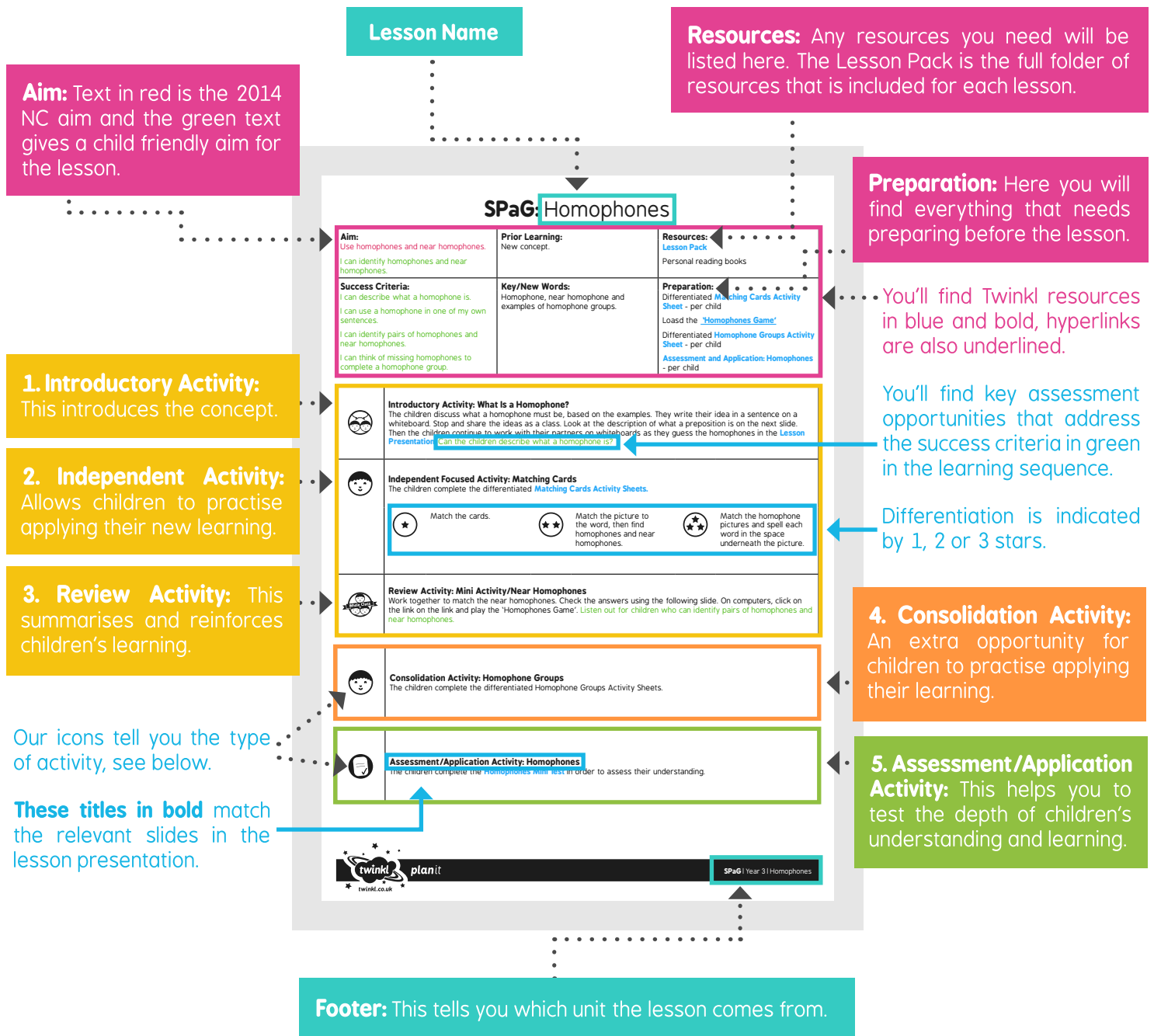
1. **Introductory Activity**
2. **Independent Focused Activity**
3. **Review Activity**
4. **Consolidation Activity**
5. **Assessment/Application Activity**

#### Option Three

1. **Introductory Activity**
2. **Independent Focused Activity**
3. **Review Activity**
4. **Consolidation Activity**
5. **Assessment/Application Activity**

# What Goes into a SPaG Plan?

Each lesson pack contains a lesson plan as a pdf document. Text can be copied from the plan to your own lesson planning format. Our SPaG lessons are split into five different sections to offer maximum flexibility to suit your needs.



**SPaG Plan Icons**

Differentiation	Low ★	Medium ★★	High ★★★	Individual 	Talk Partners 
Assessment		Or look for green text in the learning sequence.		Pairs 	Teacher Led 
				Group Work 	Whole Class 

# What Goes into a SPaG Presentation?

Each lesson pack has a lesson presentation, available as a PowerPoint or interactive whiteboard file. The presentation frames the learning sequence, providing information, posing questions and setting tasks.

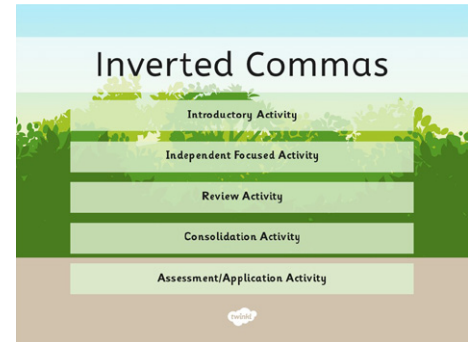
Each presentation has the same 3 slides at the beginning;



**Slide One:** PlanIt title slide with the subject and the unit title. The footer of the slide will match the lesson plan.



**Slide Two:** Child-friendly title slide. You might choose to start your lesson with this slide.



**Slide Three:** Contents slide that links directly to each section of the presentation.

Slide titles in the lesson presentation correspond with the bold titles in the learning sequence in the lesson plan.

You'll find the corresponding icon in the top right-hand corner. There is a key to the icons at the bottom of the page.

**Hello, Hello, Hello!** (Whole Class icon)

Hi Aisha. I like your new top.

Thank you, it is new. I wore it for my birthday party.

What if a text has no speech bubbles?

How can we turn this speech into a text?

'Hi Aisha. I like your new top,' said Leon.

'Thank you, it is new. I wore it for my birthday party,' replied Aisha.

**Aim** (Checklist icon)

- I can use inverted commas for direct speech.

**Success Criteria**

- I can identify inverted commas.
- I can describe where inverted commas go.
- I can use a comma in a speech sentence.

Every presentation will start and finish with the success criteria slide to help facilitate the children's assessment.

## Lesson Presentation Icons



Individual



Group Work



Talk Partners



Pairs



Whole Class



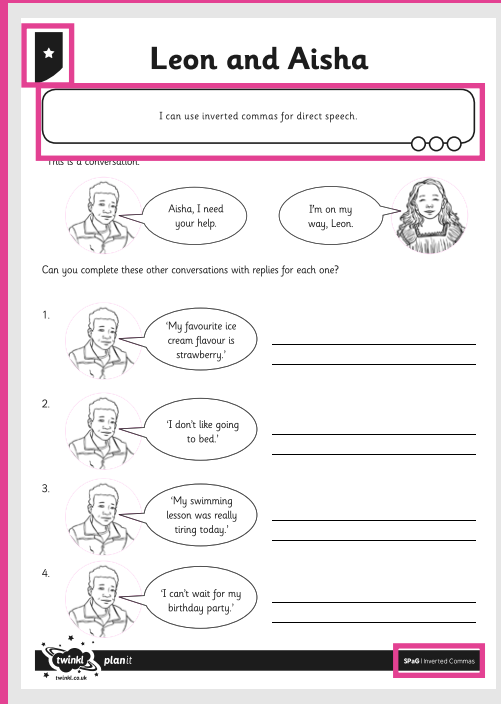

Assessment

# Our Activity Sheets

Our activity sheets are provided in .pdf format and .doc format.

Differentiation is indicated by the star system.

## Activity Sheet Icons




←... The lesson aim is already typed in this box. An editable blank version is also provided. The three circles are for optional self or teacher assessment.

E.g. traffic light colours or shading 1, 2 or 3.

←... The footer will let you know which unit and lesson the activity sheet is from.

# What is SPaG Adult Guidance?

Adult guidance provides teachers with background knowledge and information to assist with the lesson. The type of guidance in the pack will depend on the lesson content.



# SPaG Assessment

In addition to the lesson plan, presentation and activity sheets, all Planit SPaG lesson packs will contain success criteria grids for easy assessment. The **Application and Assessment Activity** provides a test for years two to six, whilst year one packs include a quiz or game. Application activities add an opportunity for children to demonstrate their newly acquired SPaG skills.



# Meet the Teacher Team behind PlanIt

**Helen**

With a commitment to valuing the visual arts within the primary classroom and beyond, Helen strives to bring innovation and creativity across the curriculum, particularly in English and history.



**Steve**

With 15 years' primary teaching experience, Steve has enjoyed roles in Senior Leadership, assessment and mentoring. Specialising in English and computing, He is also an author and school governor.



**Vicky**

Vicky is an experienced teacher who has been subject leader for English, geography, Gifted and Talented and Assessment. She likes to inspire children through active projects which require creative thinking.



**Liz**

Liz has 20 years' experience teaching 5-11 year olds in a variety of settings. She loves inspiring children to be enthusiastic about new languages.



**Jo**

With 13 years' experience teaching 4 to 11 year olds, Jo believes passionately in the inclusion of all children within education using creative and 'hands on' approaches.



**Hannah**

Hannah is an experienced primary teacher of 14 years. She loves finding creative and challenging ways to inspire children's learning and has a particular interest in English.



**Gemma**

With 13 years' experience as a primary teacher, Gemma has led science, design and technology and Healthy Schools. She has a passion for igniting learning through a hands-on approach.



**Alastair**

Alastair has taught in a variety of schools from Barnsley to Bangkok and held responsibility for English, maths and Gifted and Talented. He enjoys thinking of new ideas for learning experiences.





Be kind to yourself, you're doing wonderfully.

If you need us, just get in touch - contact [info@twinkl.co.uk](mailto:info@twinkl.co.uk)

[twinkl.co.uk](https://www.twinkl.co.uk)