


# Wednesday 13<sup>th</sup> January 2021 Year 1 learning

Good morning, let's start the day with a little bit of melting!

Click on the link below to see the video.

[https://family.gonoodle.com/activities/melting?utm\\_content=teacher&utm\\_medium=5987835&utm\\_campaign=share\\_link&utm\\_term=melting&utm\\_source=clipboard](https://family.gonoodle.com/activities/melting?utm_content=teacher&utm_medium=5987835&utm_campaign=share_link&utm_term=melting&utm_source=clipboard)



Lesson 1 Maths

Watch the video <https://vimeo.com/483169674> and complete this work about comparing numbers

**1** a) Tick the greatest number.

10

fifteen

nine

twenty

b) Tick the smallest number.

1 ten and 6 ones

twelve

$10 + 8$

13

**2** Write the missing phrase.

less than

greater than

equal to

a) 12 is \_\_\_\_\_ 15

b) 15 is \_\_\_\_\_ 13

c) 20 is \_\_\_\_\_ twenty

d) 1 ten and 3 ones is \_\_\_\_\_ 14

3 Write  $<$  or  $>$  in each circle.

a) 9  11

b) 12  5

c) 15  13

4 Complete the statements.

a) 17 is greater than

b)  $13 >$

c)  $16 <$

d)  = 1 ten and 9 ones

e)  $10 + 4 >$

f)   $<$  one more than 15

Did you get the same answers as your partner?





## Lesson 3

### Phonics

Every day a new set of phonics lessons will be uploaded on the Ruth Miskin youtube channel. This is the link. [https://www.youtube.com/channel/UCo7fbLgY2oA\\_cFClg9GdxtQ](https://www.youtube.com/channel/UCo7fbLgY2oA_cFClg9GdxtQ)

These phonics lessons will change every 24 hours.

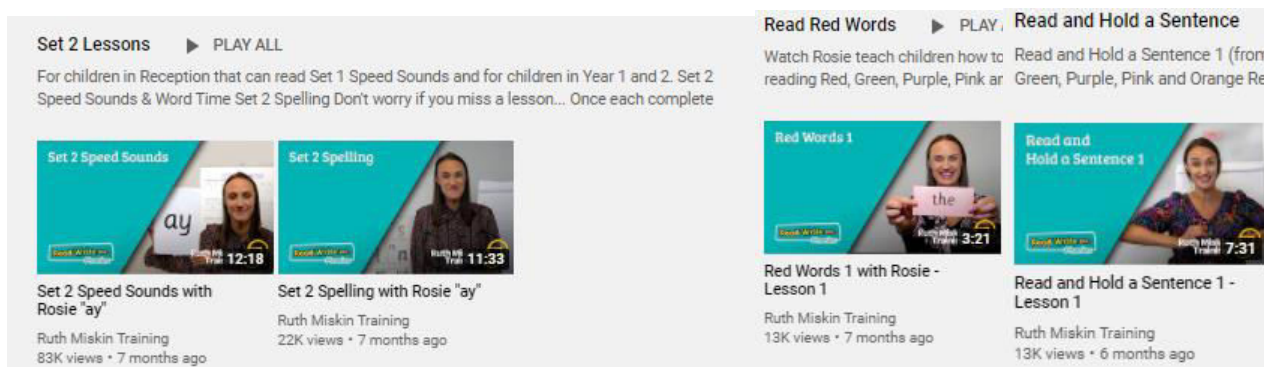
In year 1 the children need to learn all of the set 2 sounds and all of the set 3 sounds.

You will have received a text message to tell you if your child should currently be completing the set 2 videos or the set 3 videos.

Today set 2 children will be learning ar-start the car

Today set 3 children will be learning aw-yawn at dawn

If you are completing the set 2 videos you will need to watch and join in with each of these



The screenshot shows a YouTube playlist titled "Set 2 Lessons" with a "PLAY ALL" button. Below the title is a description: "For children in Reception that can read Set 1 Speed Sounds and for children in Year 1 and 2. Set 2 Speed Sounds & Word Time Set 2 Spelling Don't worry if you miss a lesson... Once each complete". There are four video thumbnails visible:


- Set 2 Speed Sounds with Rosie "ay"**: Ruth Miskin Training, 83K views • 7 months ago, duration 12:18.
- Set 2 Spelling with Rosie "ay"**: Ruth Miskin Training, 22K views • 7 months ago, duration 11:33.
- Red Words 1 with Rosie - Lesson 1**: Ruth Miskin Training, 13K views • 7 months ago, duration 3:21.
- Read and Hold a Sentence 1 - Lesson 1**: Ruth Miskin Training, 13K views • 6 months ago, duration 7:31.

1. Watch the set 2 speed sound lesson and join in, then practise writing your new sound
2. Watch the set 2 spelling lesson, write and mark your spellings
3. Watch and join in with the red words 1 lesson then practise spelling some of the red words that you read
4. Watch and join in with the read and hold a sentence 1 lesson, write and mark your sentence


Practise writing the sound ar here. Can you join the letters?



Set 2 Spellings, Practise your hand writing and place it neatly on the lines



Write the red words that you learned today here



Hold a sentence 1


Write your sentence here

The image shows four sets of horizontal lines for handwriting practice. Each set consists of three lines: a solid top line, a dashed middle line, and a solid bottom line. The lines are evenly spaced and extend across the width of the page.


If you are completing the set 3 videos you will need to watch and join in with each of these

**Set 3 Lessons** ▶ PLAY ALL

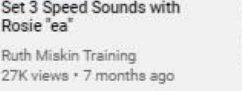
For children in Year 1 and 2 that can read Set 2 Speed Sounds. Speed Sounds & Word Time Spelling  
Don't worry if you miss a lesson. Once each complete set has been shown,... we will replay one




**Set 3 Speed Sounds**  
Ruth Miskin Training  
11:40




**Set 3 Spelling**  
Ruth Miskin Training  
13:35



**Set 3 Speed Sounds with Rosie "ea"**  
Ruth Miskin Training  
27K views • 7 months ago

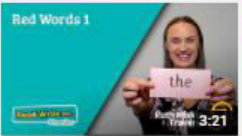


**Set 3 Spelling with Rosie "ea"**  
Ruth Miskin Training  
25K views • 7 months ago




**Reading Longer Words**  
Ruth Miskin Training  
5:25

**Read Longer Words**  
Watch Rosie teach children how to read long words. For children to read long words confidently. Children should watch Set 3 Speed Sounds first.



**Red Words 1**  
Ruth Miskin Training  
3:21



**Read and Hold a Sentence 1**  
Ruth Miskin Training  
7:31

**Read Red Words** ▶ PLAY ALL  
Watch Rosie teach children how to read Red, Green, Purple, Pink and Orange words.

**Read and Hold a Sentence**  
Read and Hold a Sentence 1 (from Set 3 Speed Sounds). Read and Hold a Sentence 1 (from Set 3 Speed Sounds).

**Red Words 1 with Rosie - Lesson 1**  
Ruth Miskin Training  
13K views • 7 months ago

**Read and Hold a Sentence 1 - Lesson 1**  
Ruth Miskin Training  
13K views • 6 months ago

1. Watch the set 3 speed sound lesson and join in, then practise writing the new sound
2. Watch the set 3 spelling lesson, and write and mark your spellings
3. Watch and join in with the read longer words lesson
4. Watch and join in with the red words 1 lesson, then practise spelling some of the words you read
5. Watch and join in with the read and hold a sentence 1 lesson, write and mark your sentence

Practise writing the sound aw here. Can you join the letters?

Handwriting practice lines for the sound 'aw'. Each row consists of a solid top line, a dashed middle line, and a solid bottom line. There are two such rows provided.

Set 3 Spellings from the RWI video, Practise your hand writing and place it neatly on the lines

Handwriting practice lines for spelling words. Each row consists of a solid top line, a dashed middle line, and a solid bottom line. There are ten such rows provided.

Write the red words that you learned in the lesson today here

Handwriting practice lines for red words. Each row consists of a solid top line, a dashed middle line, and a solid bottom line. There are five such rows provided.

Hold a sentence 1

Write your sentence here

The image shows four sets of horizontal lines for handwriting practice. Each set consists of three lines: a solid top line, a dashed middle line, and a solid bottom line. The lines are evenly spaced and extend across the width of the page.

## Lesson 4

### Reading

Please choose the correct colour Read Write inc book from the list.

1. On the third read first you will read the green words, you should be able to read these words quickly without Fred talking now.
2. Recap the red words, can you remember them?
3. Read the book again, this time try not to Fred talk any of the words
4. Ask a parent to read the book to you, can you hear the way that they make their voice sound interesting? And put expression in?
5. Read the book again and see if you can read with expression

You have completed all of the reading for today

Red book Nog in the Fog

<https://www.oxfordowl.co.uk/api/interactives/29250.html>

Green book Nip and the Chip

<https://www.oxfordowl.co.uk/api/interactives/29256.html>

Purple book Skateboard Sid and the hat

<https://www.oxfordowl.co.uk/api/interactives/26342.html>

Pink book A Greedy Tiger

<https://www.oxfordowl.co.uk/api/interactives/29270.html>

Orange book Can you see me?

<https://www.oxfordowl.co.uk/api/interactives/29270.html>

Yellow book No Way

<https://www.oxfordowl.co.uk/api/interactives/29266.html>

Blue book At the Seaside

<https://www.oxfordowl.co.uk/api/interactives/29286.html>

Grey book A Job For Jordan

<https://www.oxfordowl.co.uk/api/interactives/29252.html>

## Lesson 5

### Topic

We are finding out about famous Scottish people.

Do you remember about Robert Burns?

Complete this quiz about Robert Burns

<https://www.bbc.co.uk/cbeebies/puzzles/burns-night-quiz>



Joe Wickes has a new PE lesson today

<https://www.youtube.com/user/thebodycoach1>

Lets finish with some fun

[https://family.gonoodle.com/activities/boom-chicka-boom?utm\\_content=teacher&utm\\_medium=5987835&utm\\_campaign=share\\_link&utm\\_term=boom-chicka-boom&utm\\_source=clipboard](https://family.gonoodle.com/activities/boom-chicka-boom?utm_content=teacher&utm_medium=5987835&utm_campaign=share_link&utm_term=boom-chicka-boom&utm_source=clipboard)

