

Year 1 Home Learning Friday 5th February 2021

Let's start the day by learning how to relieve anxiety: https://family.gonoodle.com/activities/relieve-anxiety?utm_content=teacher&utm_medium=5987835&utm_campaign=share_link&utm_term=relieve-anxiety&utm_source=clipboard



RE: Today we are thinking a little more about the Jewish prayer the Shema.

Listen to the Shema prayer again, this time there are the English words for you to see what the Hebrew words mean. Did you notice the people in the pictures wearing the Tallit and the Kippah that we learned about last week? <https://www.youtube.com/watch?v=wxO09BUrkMk>

If you would like to, you can listen to a Jewish man showing people how to say the Shema.

<https://www.youtube.com/watch?v=vB58oyck-C8>

שְׁמַע יִשְׂרָאֵל, יְיָ אֱלֹהֵינוּ, יְיָ אֶחָד.
בְּרוּךְ שֵׁם כְּבוֹד מַלְכוּתוֹ לְעוֹלָם וָעֶד.

Here is a copy of the Shema prayer. Can you try to copy some of the word shapes in Hebrew? Perhaps you have a felt tipped pen, or a thick crayon that you could use to do this? Use a coloured piece of paper that you have at home.

Now watch this video about a boy telling us what the Shema means to Jewish people.

<https://www.bbc.co.uk/bitesize/clips/zqkq6sg> Listen carefully to the beginning of the video, when he says the words of the prayer in English. What things does the prayer tell people to do?


I wonder what the words of the Shema tell Jewish people...

Science: What makes an animal a fish? Watch the video:

<https://www.youtube.com/watch/TJN3gJoZqLY>

Fish

- Are cold-blooded.
- Live in water.
- Have fins to move and gills to breathe underwater.
- Have skeletons on the inside of their bodies.
- Lay eggs (in water).



twinkl visit twinkl.com

The video tells us lots of facts about fish!

Watch the video again, and answer these fishy questions?

- Does a fish have bones?

- How many types of fins do fish have?

- What do fish have all over the outside of their body?

- What do fish eat?

- What do fish do when they are afraid?


- Whales and dolphins are not fish, what are they instead?

Watch the video about fish: <https://www.bbc.co.uk/bitesize/clips/z33jv9q>

Write the correct labels in the correct box, then fill in the missing words using the words in bold:

Parts of a Common Goldfish

Use the words below to label the parts of the goldfish.



The goldfish head does not have any _____

Goldfish have teeth in their _____ not their mouth.

The eyes are really big so the fish can see in _____

This fin stops the fish _____


Helps the fish _____

Goldfish breathe through their _____

dorsal fin tail gill covers eye head mouth

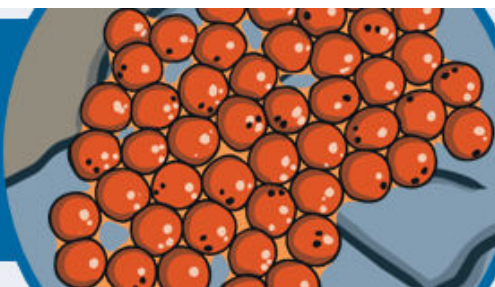
throat gills scales water rolling over swim forwards

Watch this video: <https://www.youtube.com/watch/nYZzqZPnzPA> Oh no! The fish lifecycle below has been mixed up! Put one of these words next to each picture to show **which order** the stages of a fish lifecycle should be in: First, Second, Third, Fourth, Fifth.




As the fry gets bigger it becomes known as a juvenile. The juvenile is approximately the size of an adult finger. The fins and scales of the fish will grow and develop during this stage.

Each fish will start its life as an **egg**. The eggs are usually laid in gravel, rocks or sandy areas in the water. While it is an egg, the fish will develop its organs and its tail.

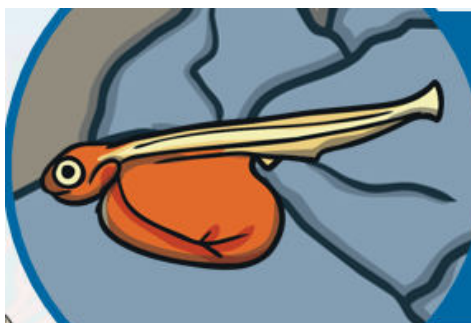


Finally, the juvenile fish will become an adult fish. This is the last stage in the life cycle. The fish will now be fully grown and independent. The female fish can now lay new eggs and the life cycle will begin all over again.




When the larva has fully eaten the yolk sac, it becomes known as a fry and will now start to eat food by itself. Fry are very young fish and are tiny in size, but most will get bigger very quickly.





When the eggs are ready to hatch, they change into larvae. This is the second stage in the life cycle of a fish. Larva have their own source of food called a yolk sac. The yolk sac will feed the larva until it becomes able to feed itself.

Have a go at drawing a fish: https://www.youtube.com/watch?app=desktop&v=VkFK_2cti7g



Phonics: https://www.youtube.com/channel/UCo7fbLgY2oA_cFCI9GdxtQ Follow this link and complete the correct phonics lessons.

Today set 2 children will be learning oy-toy for a boy

Today set 3 children will be learning aw- yawn at dawn

If you are completing the set 2 videos you will need to watch and join in with each of these

Set 2 Lessons ▶ PLAY ALL
For children in Reception that can read Set 1 Speed Sounds and for children in Year 1 and 2. Set 2 Speed Sounds & Word Time Set 2 Spelling Don't worry if you miss a lesson... Once each complete

Set 2 Speed Sounds
Set 2 Speed Sounds with Rosie "ay"
Ruth Miskin Training
83K views • 7 months ago

Set 2 Spelling
Set 2 Spelling with Rosie "ay"
Ruth Miskin Training
22K views • 7 months ago

Red Words 1
Red Words 1 with Rosie - Lesson 1
Ruth Miskin Training
13K views • 7 months ago

Read and Hold a Sentence
Read and Hold a Sentence 1 (from Green, Purple, Pink and Orange Re)
Ruth Miskin Training
13K views • 6 months ago

1. Watch the set 2 speed sound lesson and join in, then practise writing your new sound
2. Watch the set 2 spelling lesson, write and mark your spellings
3. Watch and join in with the red words 1 lesson then practise spelling some of the red words that you read
4. Watch and join in with the read and hold a sentence 1 lesson, write and mark your sentence

If you are completing the set 3 videos you will need to watch and join in with each of these

Set 3 Lessons ▶ PLAY ALL
For children in Year 1 and 2 that can read Set 2 Speed Sounds. Speed Sounds & Word Time Spelling Don't worry if you miss a lesson. Once each complete set has been shown... we will replay one

Set 3 Speed Sounds
Set 3 Speed Sounds with Rosie "ea"
Ruth Miskin Training
27K views • 7 months ago

Set 3 Spelling
Set 3 Spelling with Rosie "ea"
Ruth Miskin Training
25K views • 7 months ago

Read Longer Words
Watch Rosie teach children how to read long words. For ch words confidently. Children should watch Set 3 Speed Sou

Reading Longer Words
Reading Lon
Ruth Miskin Train
This film was first words confidently

Red Words 1
Red Words 1 with Rosie - Lesson 1
Ruth Miskin Training
13K views • 7 months ago

Read and Hold a Sentence
Read and Hold a Sentence 1 (from Green, Purple, Pink and Orange Re)
Ruth Miskin Training
13K views • 6 months ago

1. Watch the set 3 speed sound lesson and join in, then practise writing the new sound
2. Watch the set 3 spelling lesson, and write and mark your spellings
3. Watch and join in with the read longer words lesson
4. Watch and join in with the red words 1 lesson, then practise spelling some of the words you read
5. Watch and join in with the read and hold a sentence 1 lesson, write and mark your sentence

Practise writing the sound oy/aw here. Can you join the letters?

Handwriting practice lines consisting of three sets of horizontal lines. Each set includes a solid top line, a dashed middle line, and a solid bottom line.

Write your spellings here

Handwriting practice lines for spelling, consisting of ten sets of horizontal lines (solid top, dashed middle, solid bottom).

Practise spelling the new red words here

Handwriting practice lines for spelling, consisting of ten sets of horizontal lines (solid top, dashed middle, solid bottom).

Hold a sentence 1

Write your sentence here.

Handwriting practice lines for writing a sentence, consisting of five sets of horizontal lines (solid top, dashed middle, solid bottom).

PE: Try the fun 12 minute work out: https://www.youtube.com/watch?v=3_olsULEk0



Now, sit comfortably and relax, while you listen to this story - it is called Goodnight Spaceman and is read by Tim Peake who is a real astronaut!

<https://www.youtube.com/watch?v=x-Tn8ZWltCY>

