

Year 1 Home Learning Monday 1st February 2021

Let's start the day with some fun. Can you follow instructions?

https://family.gonoodle.com/activities/follow-instructions?utm_content=teacher&utm_medium=5987835&utm_campaign=share_link&utm_term=follow-instructions&utm_source=clipboard





Maths:

We are now learning how to add by making 10. <https://vimeo.com/492195041> Watch this video and use the tens frame to play the game you see, how many more do you need to make ten? Use 1p or 5p coins in the tens frame.



This time use 2 tens frames. Put some coins in each tens frame. How many coins will you need to move from the second tens frame, to make a full ten in the first tens frame? Then you can use your tens and ones to help you add.




English:

Re-read our story Sally and the Limpet:

https://www.youtube.com/watch?v=HX8vgBF1_G8

Put the pictures in the correct order that they appear in the story. Write a number underneath each picture to show their order. Number 1 has been done for you.

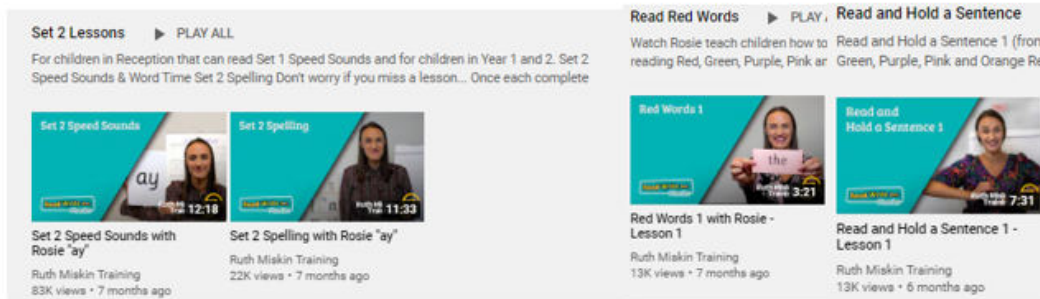


Phonics: https://www.youtube.com/channel/UCo7fbLgY2oA_cFCI9GdxtQ Follow this link and complete the correct phonics lessons.

Today set 2 children will be learning or-shut the door

Today set 3 children will be learning a-e-make a cake

If you are completing the set 2 videos you will need to watch and join in with each of these



Set 2 Lessons ▶ PLAY ALL
For children in Reception that can read Set 1 Speed Sounds and for children in Year 1 and 2. Set 2 Speed Sounds & Word Time Set 2 Spelling Don't worry if you miss a lesson... Once each complete

Set 2 Speed Sounds
Set 2 Speed Sounds with Rosie "ay"
Ruth Miskin Training
83K views • 7 months ago

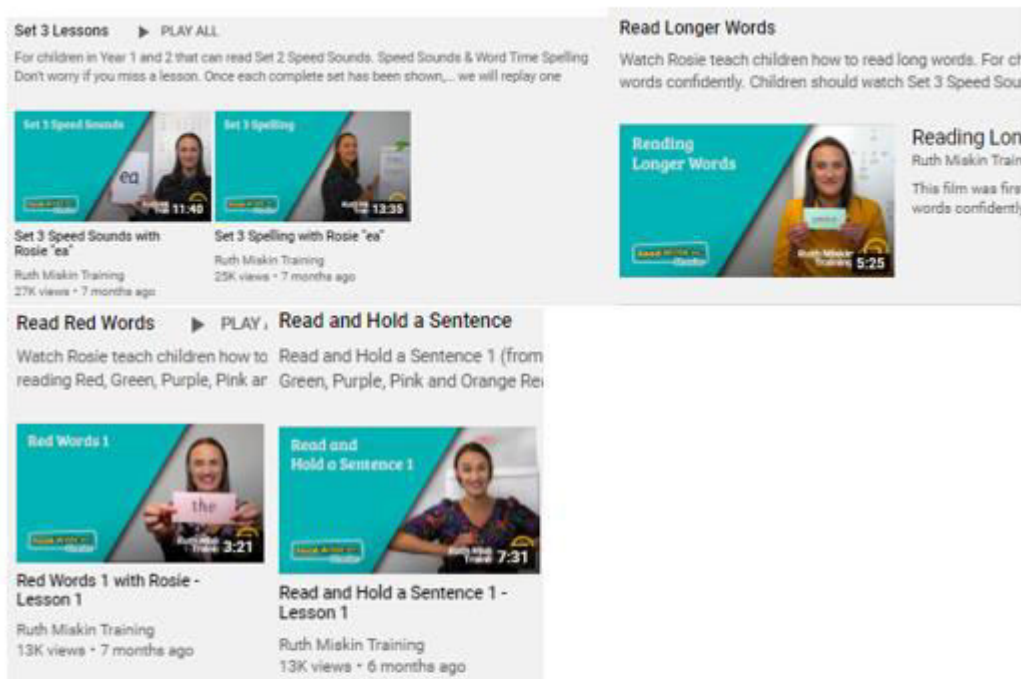
Set 2 Spelling
Set 2 Spelling with Rosie "ay"
Ruth Miskin Training
22K views • 7 months ago

Red Words 1
Red Words 1 with Rosie - Lesson 1
Ruth Miskin Training
13K views • 7 months ago

Read and Hold a Sentence
Read and Hold a Sentence 1 (from Green, Purple, Pink and Orange Re
Ruth Miskin Training
13K views • 6 months ago

1. Watch the set 2 speed sound lesson and join in, then practise writing your new sound
2. Watch the set 2 spelling lesson, write and mark your spellings
3. Watch and join in with the red words 1 lesson then practise spelling some of the red words that you read
4. Watch and join in with the read and hold a sentence 1 lesson, write and mark your sentence

If you are completing the set 3 videos you will need to watch and join in with each of these



Set 3 Lessons ▶ PLAY ALL
For children in Year 1 and 2 that can read Set 2 Speed Sounds. Speed Sounds & Word Time Spelling Don't worry if you miss a lesson. Once each complete set has been shown... we will replay one

Set 3 Speed Sounds
Set 3 Speed Sounds with Rosie "ea"
Ruth Miskin Training
27K views • 7 months ago

Set 3 Spelling
Set 3 Spelling with Rosie "ea"
Ruth Miskin Training
25K views • 7 months ago

Read Longer Words
Watch Rosie teach children how to read long words. For ch words confidently. Children should watch Set 3 Speed Sou
Reading Longer Words
Ruth Miskin Train
This film was first words confidently

Red Words 1
Red Words 1 with Rosie - Lesson 1
Ruth Miskin Training
13K views • 7 months ago

Read and Hold a Sentence
Read and Hold a Sentence 1 (from Green, Purple, Pink and Orange Re
Ruth Miskin Training
13K views • 6 months ago

1. Watch the set 3 speed sound lesson and join in, then practise writing the new sound
2. Watch the set 3 spelling lesson, and write and mark your spellings
3. Watch and join in with the read longer words lesson
4. Watch and join in with the red words 1 lesson, then practise spelling some of the words you read
5. Watch and join in with the read and hold a sentence 1 lesson, write and mark your sentence

Practise writing the sound or/a-e here. Can you join the letters?

Handwriting practice lines consisting of three sets of horizontal lines. Each set includes a solid top line, a dashed middle line, and a solid bottom line.

Write your spellings here

Handwriting practice box with ten sets of horizontal lines (solid top, dashed middle, solid bottom) for writing spellings.

Practise spelling the new red words here

Handwriting practice box with ten sets of horizontal lines (solid top, dashed middle, solid bottom) for practicing spelling new red words.

Hold a sentence 1

Write your sentence here.

Handwriting practice lines consisting of five sets of horizontal lines (solid top, dashed middle, solid bottom) for writing a sentence.

St David's Day



St David's day is celebrated by Welsh people the world over.

St. David lived very simply, and is most famous for this saying:

"Do the little things in God's presence with conscientiousness and devotion."

This very much links in with this special time of year for Christians; LENT...a time of careful reflection.

I wonder what St David was trying to tell us?

What's St. David's message?

We can transform our home life, work life, our relationships, even perhaps the world, if we focus and concentrate on the little things we could change for the better.

What little things could you change for the better?

- Try not to waste food
- Try to recycle a bit more 
- Maybe help someone clear up even though it's not your turn
- Try to eat more healthily 
- Listen to what people say, even if you don't want to
- Do something nice for someone you know 

Choose one of these ideas, or think of one of your own, and make a poster on this page, asking people to make a little change for the better.

Listen to this story of Charlie Cook's Favourite book (It is one of Mrs Cawood's favourites)

<https://www.bbc.co.uk/iplayer/episode/m000fzt0/cbeebies-bedtime-stories-743-dermot-oleary-charlie-cooks-favourite-book>



Let's finish with some kind wishes: https://family.gonoodle.com/activities/kind-wishes?utm_content=teacher&utm_medium=5987835&utm_campaign=share_link&utm_term=kind-wishes&utm_source=clipboard

