

Year 1 Home Learning Tuesday 2nd February 2021

Let's start the day with some picture news <https://vimeo.com/500061385>

How can we show our thanks to those who help us?



The celebration for NHS staff, formally known as 'Clap for Carers', returned under the new name of 'Clap for Heroes' on the 7th of January, announced by the initiative's founder, Annemarie Plas.

The weekly applause for front-line NHS staff and other key workers ran for 10 weeks during the UK's first coronavirus lockdown last spring. This time the initiative is celebrating not just NHS and key workers but also extends to home-schooling parents, those who are shielding and all who are pushing through this period.

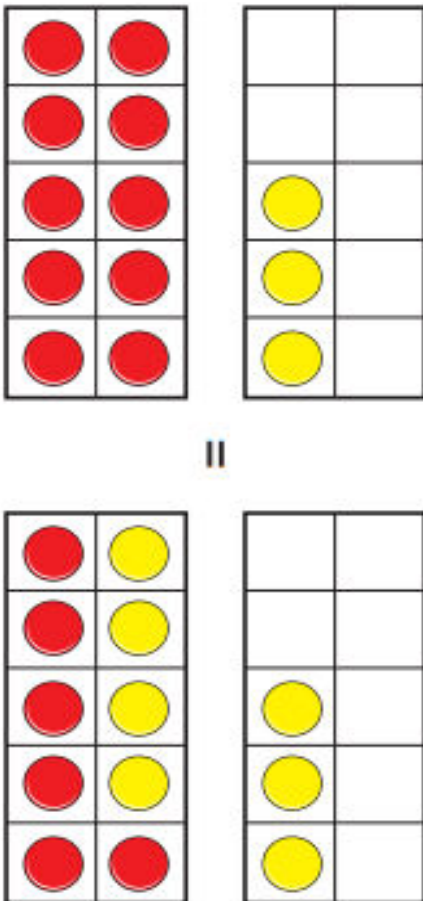
Things to talk about at home...

- 👧 Did you take part in 'Clap for Carers' or 'Clap for Heroes'? If so, what was it like taking part?
- 👧 As the 'Claps for Heroes' initiative thanks many different roles, can you think of those who may have helped you and your family during this time? Can you think of a way to thank them?


Maths:

Today we are going to add by making ten, just like we practised yesterday with the tens frames and the coins. You can still use the tens frames and the coins to help you today. <https://vimeo.com/492195871>
Watch this video lesson and complete the work below.

1 The ten frames show that $6 + 7$ is the same as $10 + 3$



Draw counters to show that $5 + 6$ is the same as $10 + 1$



2 Complete the additions.

Use ten frames to help you.

a) $8 + 3 = 10 + \square$

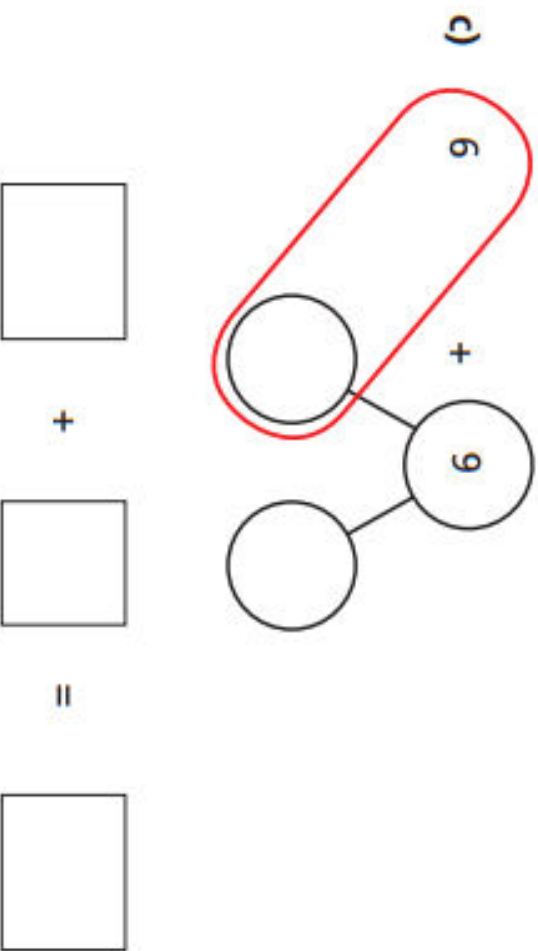
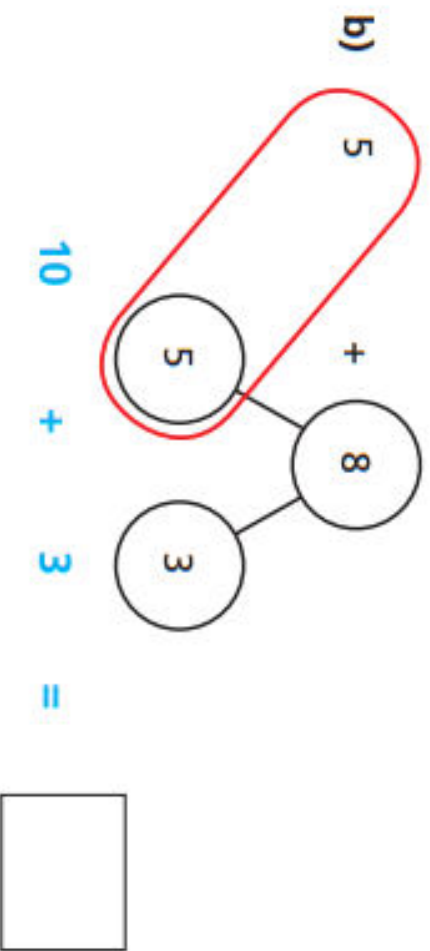
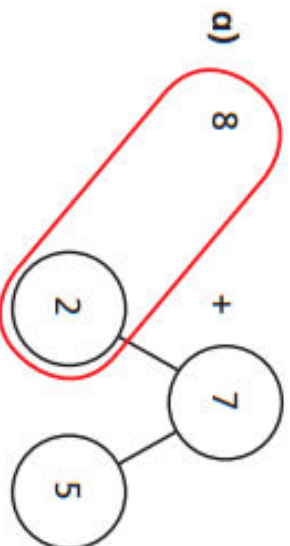
b) $9 + 7 = 10 + \square$

c) $7 + 5 = 10 + \square$

d) $6 + 8 = 10 + \square$

3 Use number bonds to complete the additions.

The first one has been done for you.



English: Comprehension. Watch the video:

https://www.youtube.com/watch?v=HX8vgBF1_G8

Listen carefully to the story 'Sally and the Limpet' and answer the questions.

1) What day did the story start on?



2) Why do you think Sally tried to take the limpet off the rock?




3) How did Sally get home?



4) What did Sally's brother do to try to help Sally?



5) What was the nature teacher at Sally's school called?



6) Who took Sally to the hospital?



7) What two things did the doctor try, to get the limpet off Sally's finger?

1) _____

2) _____

8) Why do you think Sally kicked over the doctor's chair and ran away?

9) What did Sally run over at the beach?



10) Write the numbers 1 to 4 to put these in order of when they happened:

Sally's friends tried to pull the limpet off.

Sally took the limpet back to the rock she found it on.

Sally's dad used tools to try to get the limpet off.

Sally's dad tried to pull the limpet off her finger.



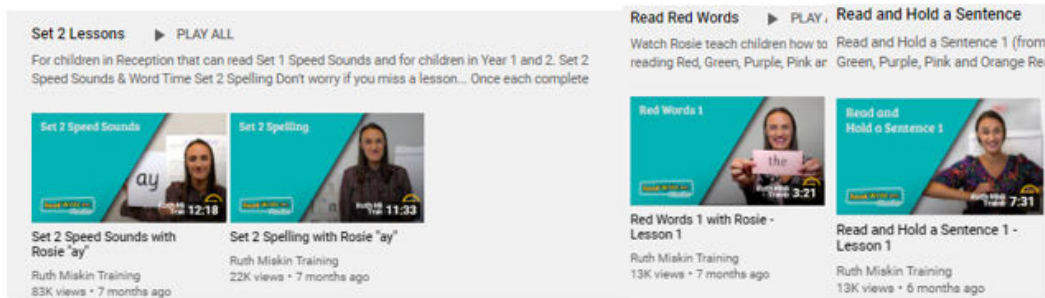
Phonics: https://www.youtube.com/channel/UCo7fbLgY2oA_cFCI9GdxtQ

Follow this link and complete the correct phonics lessons.

Today set 2 children will be learning air-that's not fair

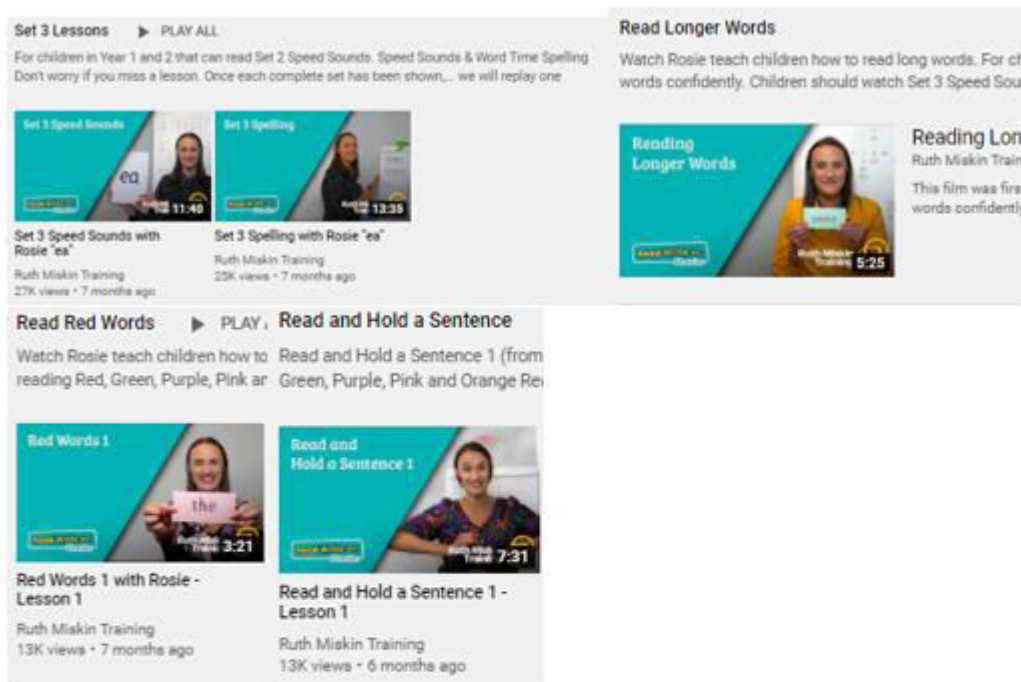
Today set 3 children will be learning i-e-nice smile

If you are completing the set 2 videos you will need to watch and join in with each of these



1. Watch the set 2 speed sound lesson and join in, then practise writing your new sound
2. Watch the set 2 spelling lesson, write and mark your spellings
3. Watch and join in with the red words 1 lesson then practise spelling some of the red words that you read
4. Watch and join in with the read and hold a sentence 1 lesson, write and mark your sentence

If you are completing the set 3 videos you will need to watch and join in with each of these



1. Watch the set 3 speed sound lesson and join in, then practise writing the new sound
2. Watch the set 3 spelling lesson, and write and mark your spellings
3. Watch and join in with the read longer words lesson
4. Watch and join in with the red words 1 lesson, then practise spelling some of the words you read
5. Watch and join in with the read and hold a sentence 1 lesson, write and mark your sentence

Practise writing the sound air/i-e here. Can you join the letters?

Handwriting practice lines consisting of three sets of horizontal lines. Each set includes a solid top line, a dashed middle line, and a solid bottom line.

Write your spellings here

Handwriting practice lines for spelling, consisting of ten sets of horizontal lines (solid top, dashed middle, solid bottom).

Practise spelling the new red words here

Handwriting practice lines for spelling, consisting of ten sets of horizontal lines (solid top, dashed middle, solid bottom).

Hold a sentence 1

Write your sentence here.

Handwriting practice lines for writing a sentence, consisting of five sets of horizontal lines (solid top, dashed middle, solid bottom).

Lesson 4: Reading

Please choose the correct colour Read Write INC book from the list.

1. On the second read you will read the green words at the front of the book again, today see if you can “Fred in your head”.
2. Read the red words; check you remember them.
3. Can you remember the introduction? What do you think the book will be about?
4. Read the book for the first time. If you need to, you can Fred talk any words that you do not know.

You have completed all of the reading for today.

Red book: Sun hat fun <https://www.oxfordowl.co.uk/api/interactives/24766.html>

Green book Go and play https://www.oxfordowl.co.uk/api/digital_books/1266.html

Purple book: Run, run, run <https://www.oxfordowl.co.uk/api/interactives/24762.html>

Pink book: Troll in the pond <https://www.oxfordowl.co.uk/api/interactives/29257.html>

Orange book: A Vet's week <https://www.oxfordowl.co.uk/api/interactives/29264.html>

Yellow book: Bush craft <https://www.oxfordowl.co.uk/api/interactives/29251.html>

Blue book: On your bike <https://www.oxfordowl.co.uk/api/interactives/29273.html>

Grey book: A Pet or a Pest <https://www.oxfordowl.co.uk/api/interactives/29267.html>

Topic:

Watch Sian getting ready to celebrate St David's day. <https://www.bbc.co.uk/cbeebies/watch/lets-celebrate-st-dauids-day> They make a huge dragon!

Can you make a dragon? Find the sheets with the dragon on them, and cut them out carefully. Follow the instructions to make the dragon, you will need an adult to help.

Then complete the St David's day quiz: <https://www.bbc.co.uk/cbeebies/watch/lets-celebrate-st-dauids-day> What score did you get?

For PE today follow this link <https://www.bbc.co.uk/sounds/play/p01w6cg1> to the BBC 'Let's move' website. You may have to register with the BBC, if you are not already, and then sign in. This radio program will teach you a British folk dance - enjoy dancing around your front room today!

Optional reading: <https://www.bbc.co.uk/iplayer/episode/m000715w/cbeebies-bedtime-stories-716-sir-michael-palin-by-the-light-of-the-moon> By the Light Of the Moon.



Let's finish with the hand and foot challenge! https://family.gonoodle.com/activities/hand-slash-foot-challenge?utm_content=teacher&utm_medium=5987835&utm_campaign=share_link&utm_term=hand-slash-foot-challenge&utm_source=clipboard