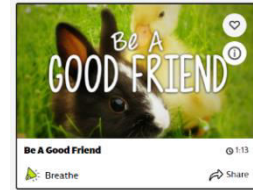


# Year 1 Home Learning Wednesday 24th February 2021

Let's start the day by thinking about how to be a good friend:

[https://family.gonoodle.com/activities/be-a-good-friend?utm\\_content=teacher&utm\\_medium=5987835&utm\\_campaign=share\\_link&utm\\_term=be-a-good-friend&utm\\_source=clipboard](https://family.gonoodle.com/activities/be-a-good-friend?utm_content=teacher&utm_medium=5987835&utm_campaign=share_link&utm_term=be-a-good-friend&utm_source=clipboard)



**Maths:** Today we are counting forwards and backwards to 50 <https://vimeo.com/500467345>

c)

	28
	29

d)

	23

2 Complete the number tracks.

a)

17	18	19						
----	----	----	--	--	--	--	--	--

b)

41	42	43						
----	----	----	--	--	--	--	--	--

1 Complete the number tracks.

a)

	1
	2

b)

	10
	9

c)

9	8	7							
---	---	---	--	--	--	--	--	--	--

d)

36	35	34							
----	----	----	--	--	--	--	--	--	--

3 a) Which number comes before 14?

b) Which number comes after 32?

c) What are the next two numbers after 29?  and

4 Complete the number track.

			24	23					
--	--	--	----	----	--	--	--	--	--

**English: Slow writing.**

We are learning the story 'Jack and the Beanstalk'; let's think more closely about the story.

Here is the first part of the story:

**Once upon a time** there was a poor boy called Jack who lived with his mother in a ramshackle house. They were starving and cold so his mother said, "Go to the market and sell the cow. Make sure you get a good price for it."



**Write a sentence about what Jack might have done next.** Here is an example:  
 Jack put on his old boots with holes in the toes and worn out laces.

---



---



---



---



---

Write a sentence about how Jack might be feeling. Here is an example:

He was tired because his empty tummy had kept him up all night.

---

---

---

---

---

Write a sentence about what Jack was thinking. Here is an example:

Sat on a rock, Jack thought about all the yummy things he would eat when he sold the cow.

---

---

---

---

---

Write a sentence with a question. Here is an example:

What if the people in the market had no money?

---

---

---

---

---

**Now let's put all our ideas together! Take each sentence and put them together to tell us more about the story. Here is my example:**



Jack put on his old boots with holes in the toes and worn out laces. He was tired because his empty tummy had kept him up all night. Sat on a rock, Jack thought about all the yummy things he would eat when he sold the cow. What if the people in the market had no money?

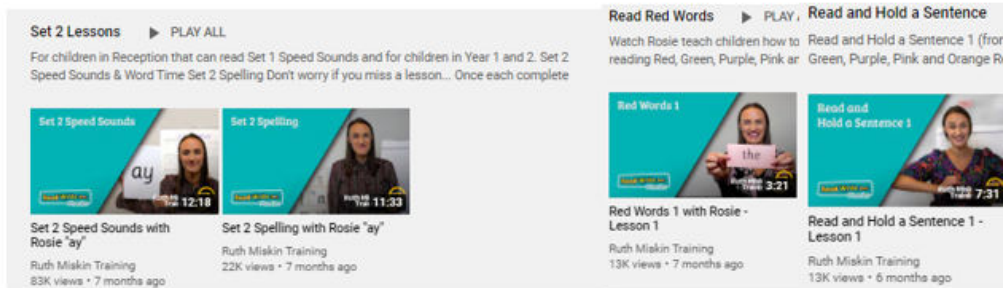


**Phonics:** [https://www.youtube.com/channel/UCo7fbLgY2oA\\_cFCI9GdxtQ](https://www.youtube.com/channel/UCo7fbLgY2oA_cFCI9GdxtQ) Follow this link and complete the correct phonics lessons.

Today set 2 children will be learning or – shut the door

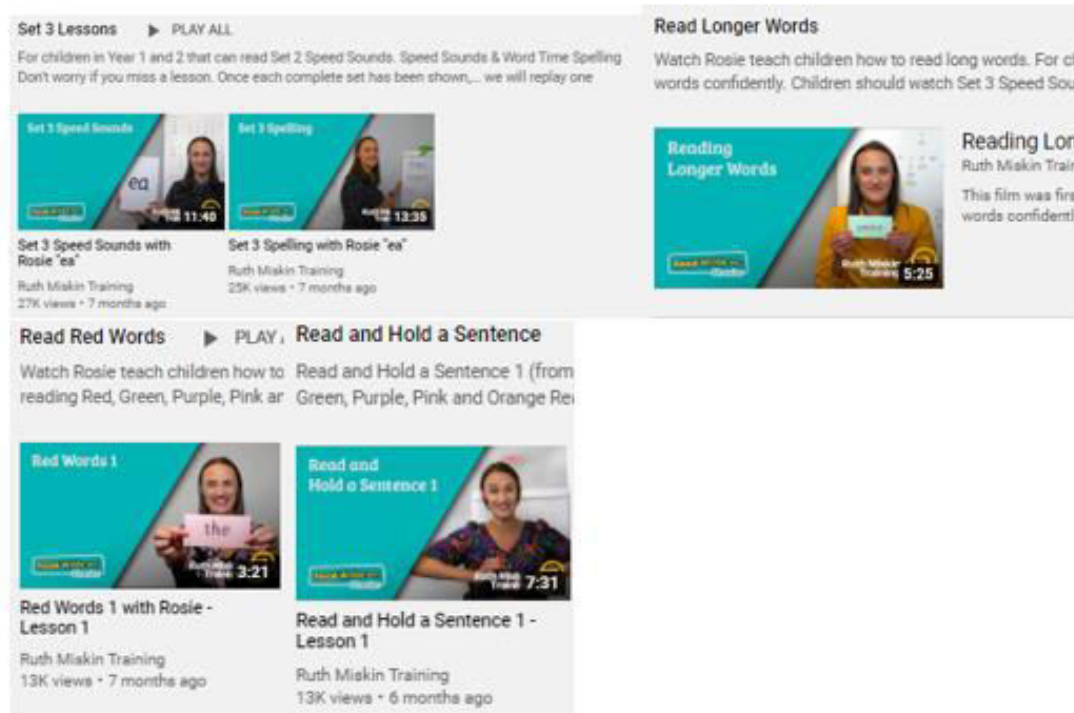
Today set 3 children will be learning ire – fire!fire!

If you are completing the set 2 videos you will need to watch and join in with each of these



1. Watch the set 2 speed sound lesson and join in, then practise writing your new sound
2. Watch the set 2 spelling lesson, write and mark your spellings
3. Watch and join in with the red words 1 lesson then practise spelling some of the red words that you read
4. Watch and join in with the read and hold a sentence 1 lesson, write and mark your sentence

If you are completing the set 3 videos you will need to watch and join in with each of these



1. Watch the set 3 speed sound lesson and join in, then practise writing the new sound
2. Watch the set 3 spelling lesson, and write and mark your spellings
3. Watch and join in with the read longer words lesson
4. Watch and join in with the red words 1 lesson, then practise spelling some of the words you read
5. Watch and join in with the read and hold a sentence 1 lesson, write and mark your sentence

Practise writing the sound here. Can you join the letters?

Handwriting practice lines consisting of three sets of horizontal lines. Each set includes a solid top line, a dashed middle line, and a solid bottom line.

Write your spellings here

Handwriting practice box with ten sets of horizontal lines (solid top, dashed middle, solid bottom) for writing spellings.

Practise spelling the new red words here

Handwriting practice box with ten sets of horizontal lines (solid top, dashed middle, solid bottom) for practicing spelling new red words.

Hold a sentence 1

Write your sentence here.

Handwriting practice lines consisting of five sets of horizontal lines (solid top, dashed middle, solid bottom) for writing a sentence.

## Lesson 4: Reading

Please choose the correct colour Read Write INC book from the list.

### Wednesday's tasks:

1. On the third read first you will read the green words, you should be able to read these words quickly without Fred talking now.
2. Recap the red words, can you remember them?
3. Read the book again, this time try not to Fred talk any of the words.
4. Ask a parent to read the book to you, can you hear the way that they make their voice sound interesting? And put expression in?
5. Read the book again and see if you can read with expression.

You have completed all of the reading for today.

**Please note:** Oxford Owl has changed the way we can access the reading books. Now you need to log in to the Oxford Owl website, using the class log in details below, before opening your book link.



<https://www.oxfordowl.co.uk/>

*Username: mrs cawood 1c  
Password: Year1*

*Username: miss peacock 1p  
Password: Year1*

Red book: **Nog in the Fog** <https://www.oxfordowl.co.uk/api/interactives/29250.html>

Green book: **Skateboard Sid** <https://www.oxfordowl.co.uk/api/interactives/29308.html>

Purple book: **Stop** <https://www.oxfordowl.co.uk/api/interactives/29281.html>

Pink book: **Light and Shadow** <https://www.oxfordowl.co.uk/api/interactives/29309.html>

Orange book: **Horses** <https://www.oxfordowl.co.uk/api/interactives/29296.html>

Yellow book: **What's In the Woods**

<https://www.oxfordowl.co.uk/api/interactives/29303.html>

Blue book: **At the Seaside** <https://www.oxfordowl.co.uk/api/interactives/29286.html>

Grey book: **Dinosaur times** <https://www.oxfordowl.co.uk/api/interactives/29306.html>



**Topic:** Watch this video about the Giant's Causeway in Ireland

<https://www.youtube.com/watch?v=qHygfkHD5TE>

## Look at the Photographs

Look at these rocks and formations at the Giant's Causeway.  
How do they support the story of the Causeway being made by a giant?



## Look at the Photographs

Why do you think the Middle Causeway is often referred to as The Honeycomb?





**Optional activity:** Can you use some things that you have at home, Lego, playdough, etc. to make your own Giant's Causeway, or do a drawing of some of the shapes you can see? Don't forget to make the tops of the columns a hexagon shape!

Email you pictures to [schoolclosure@hstb.co.uk](mailto:schoolclosure@hstb.co.uk) Remember to put your name and class as the subject of the email.

**PE:** Let's do a quick workout today. <https://www.youtube.com/watch?v=tmIIHggIJDw>



**Story time:** Astro Girl <https://www.youtube.com/watch?v=cG4d-u8rTrI>



Let's finish with a fun thought, are you more like sand or dirt?

[https://family.gonoodle.com/activities/are-you-more-like-sand-or-dirt?utm\\_content=teacher&utm\\_medium=5987835&utm\\_campaign=share\\_link&utm\\_term=are-you-more-like-sand-or-dirt&utm\\_source=clipboard](https://family.gonoodle.com/activities/are-you-more-like-sand-or-dirt?utm_content=teacher&utm_medium=5987835&utm_campaign=share_link&utm_term=are-you-more-like-sand-or-dirt&utm_source=clipboard)

