

Year 1 Home Learning Wednesday 3rd February 2021

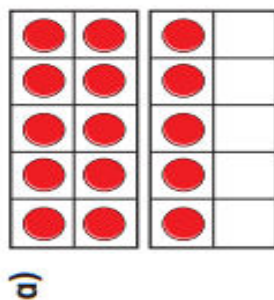


Let's start the day with a knicky knacky knocky knoo!!

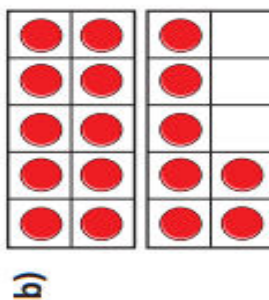
https://family.gonoodle.com/activities/knicky-knacky-knocky-knoo?utm_content=teacher&utm_medium=5987835&utm_campaign=share_link&utm_term=knicky-knacky-knocky-knoo&utm_source=clipboard

Maths: Today we are going to learn about subtraction <https://vimeo.com/492197096> watch the video and complete the work.


1 Cross out counters to work out the subtractions.



$$15 - 4 =$$



$$17 - 5 =$$



$$= 20 - 3$$

2 Teddy has these shapes.



He gives Eva 3 cones.

How many cones does Teddy have left?

$$\boxed{} - \boxed{} = \boxed{}$$

Teddy has cones left.

3 Complete the subtractions.

a) $13 - 2 =$

c) $15 - 4 =$

b) $14 - 3 =$

d) $16 - 5 =$

What do you notice?

Use this to fill in the missing numbers.

$$17 - \boxed{} = 11$$

$$19 - \boxed{} = 11$$

English: Character description

Now that we know the story of Sally and the Limpet a little better, let's look at and then change, the characters. First, we are going to describe Sally.

Use these ideas to help you write your character description:

What Sally looks like..

large silky bright
 shiny
beautiful glimmering
 soft
short
wonderful pale
 adorable
lovely tall
charming delightful

We are going to start by writing some sentences about what Sally looks like.

You can write about her: hair, eyes, smile, height, clothes she likes to wear, ears, nose or something else.

Here is an example: Sally is short and has bright blue eyes. Her kind smile lights up a room. Her short hair is blonde and her favourite outfit is a lovely pink tee-shirt.

What is Sally's personality like?

You are now going to write some sentences about Sally's personality. What is she like as a friend?

Is she: nice, kind, friendly, happy, clever, lonely, shy, loud, quiet, thoughtful, generous, caring, bubbly, or something else.

Here is an example: Sally is thoughtful kind and caring. She is very friendly and polite to everyone she meets.

What does Sally like doing?



Finally you are going to write about what Sally likes doing. Think about hobbies she might have or where she likes to spend her time.



Does she like: going to beach, playing in the park, playing with friends, looking after animals, learning in school, playing on her bike, swimming in the sea, building sandcastles?



Here is an example: Sally enjoys going to school and loves playing on the beach near her home. Sally is interested in learning lots about sea animals and one day she wants to be a vet. Sally has lots of friends and an older brother called Tom.

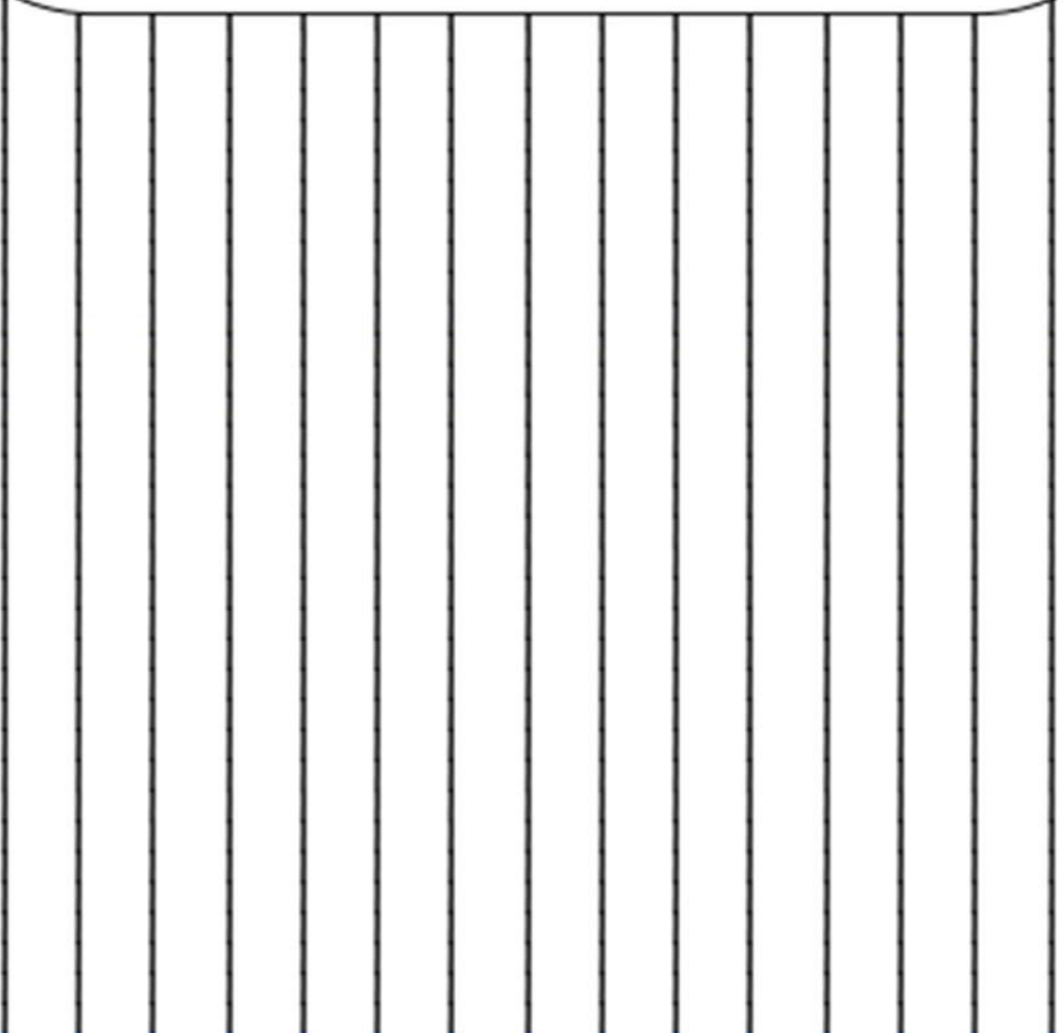

Use these ideas to help you write your character description onto the lines on the next page.

Talk to an adult about what you want to write.

Remember to use full stops and capital letters.

When you have finished, draw a picture of Sally in the box.

Character description

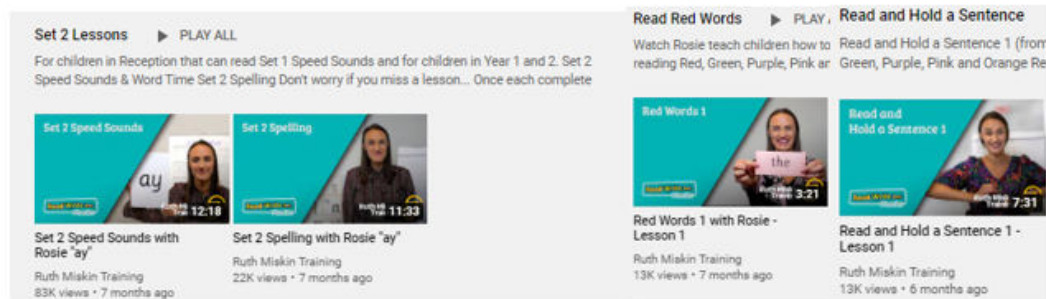


Phonics: https://www.youtube.com/channel/UCo7fbLgY2oA_cFCIg9GdxtQ Follow this link and complete the correct phonics lessons.

Today set 2 children will be learning ir-whirl and twirl

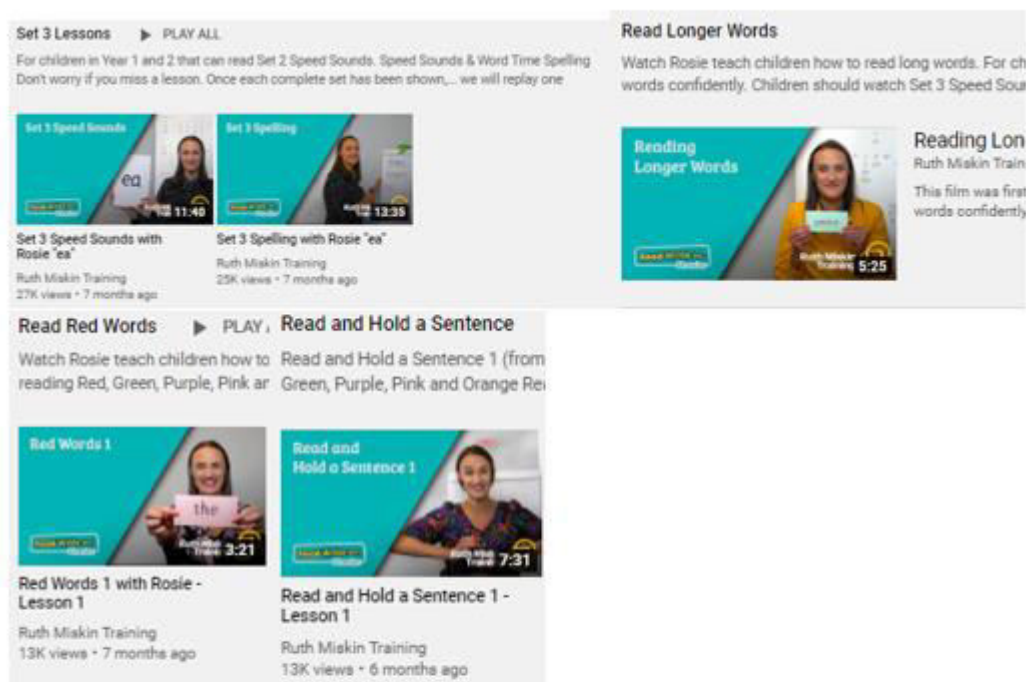
Today set 3 children will be learning o-e phone home

If you are completing the set 2 videos you will need to watch and join in with each of these



1. Watch the set 2 speed sound lesson and join in, then practise writing your new sound
2. Watch the set 2 spelling lesson, write and mark your spellings
3. Watch and join in with the red words 1 lesson then practise spelling some of the red words that you read
4. Watch and join in with the read and hold a sentence 1 lesson, write and mark your sentence

If you are completing the set 3 videos you will need to watch and join in with each of these



1. Watch the set 3 speed sound lesson and join in, then practise writing the new sound
2. Watch the set 3 spelling lesson, and write and mark your spellings
3. Watch and join in with the read longer words lesson
4. Watch and join in with the red words 1 lesson, then practise spelling some of the words you read
5. Watch and join in with the read and hold a sentence 1 lesson, write and mark your sentence

Practise writing the sound ir/o-e here. Can you join the letters?

Write your spellings here

[illegible]

Practise spelling the new red words here

This image shows a full page of handwriting practice paper. It features ten identical sets of horizontal guidelines arranged vertically. Each set includes three lines: a solid blue top line, a dashed blue middle line, and a solid blue bottom line. The sets are separated by small gaps, providing ample space for practicing letter formation and alignment. There is no text or other markings on the page.

Hold a sentence 1

Write your sentence here.

[illegible]

Lesson 4: Reading

Please choose the correct colour Read Write INC book from the list.

1. On the third read first you will read the green words, you should be able to read these words quickly without Fred talking now.
2. Recap the red words, can you remember them?
3. Read the book again, this time try not to Fred talk any of the words.
4. Ask a parent to read the book to you, can you hear the way that they make their voice sound interesting? And put expression in?
5. Read the book again and see if you can read with expression.

You have completed all of the reading for today.

Red book: Sun hat fun <https://www.oxfordowl.co.uk/api/interactives/24766.html>

Green book Go and play https://www.oxfordowl.co.uk/api/digital_books/1266.html

Purple book: Run, run, run <https://www.oxfordowl.co.uk/api/interactives/24762.html>

Pink book: Troll in the pond <https://www.oxfordowl.co.uk/api/interactives/29257.html>

Orange book: A Vet's week <https://www.oxfordowl.co.uk/api/interactives/29264.html>

Yellow book: Bush craft <https://www.oxfordowl.co.uk/api/interactives/29251.html>

Blue book: On your bike <https://www.oxfordowl.co.uk/api/interactives/29273.html>

Grey book: A Pet or a Pest <https://www.oxfordowl.co.uk/api/interactives/29267.html>

Topic:

First, have a look at some of the beautiful mountains in Wales:

<https://www.youtube.com/watch?v=gSxdsnt4-s>



Next, there are 600 castles in Wales! Have a look at some of them, and the stunning countryside around them:

<https://www.youtube.com/watch?v=th5Jwhn45tM>


<https://www.youtube.com/watch?v=NpAksSaHNJA>

<https://www.youtube.com/watch?v=Leh7OwBj7PA>

Draw a sand castle: <https://www.youtube.com/watch?v=3IUG-VqInpo>



Or have a go at making a 3D castle from a cardboard box and toilet roll/kitchen roll tubes:



If you have time, listen to this story <https://www.youtube.com/watch?v=1Um51ZjUu88> It is called The Smeds and The Smoos – we love to hear this story in school!



Let's finish and stay calm with whale breath!

https://family.gonoodle.com/activities/whale-breath?utm_content=teacher&utm_medium=5987835&utm_campaign=share_link&utm_term=whale-breath&utm_source=clipboard

