

How to Make Crispy Cakes




Ingredients

100g chocolate

60g butter

3 tbsp golden syrup

90g crispy rice cereal



Equipment

Mixing bowl


Wooden spoon

Cake cases


Microwave

Spoon

How to Make Crispy Cakes



1 Melt the chocolate slowly in the microwave, 10 seconds at a time, stirring each time.



2 Add the butter, making sure it melts.

How to Make Crispy Cakes



3

Add the syrup and then the crispy rice cereal, mix well.



4

Fill each cake case with the mixture.