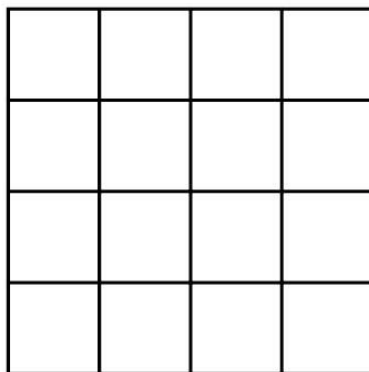


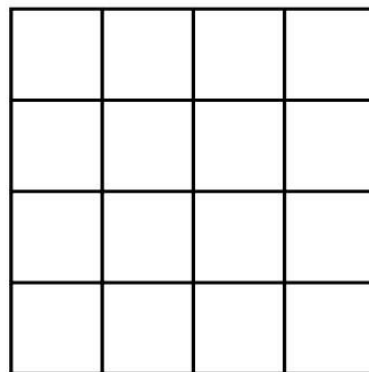
Making shapes

I Draw a shape with the given area.

a) area = 7 squares




b) area = 13 squares





2

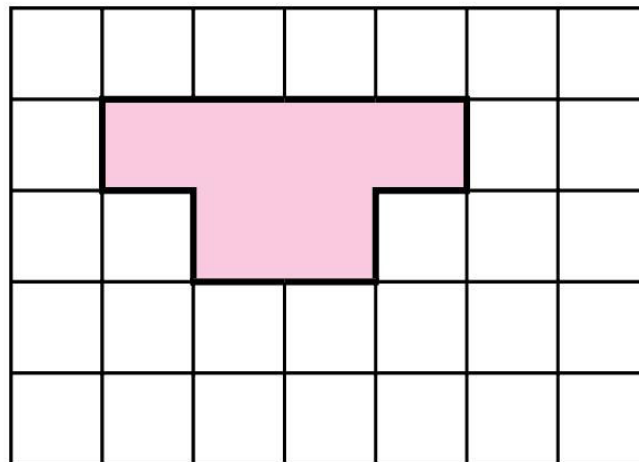
a) Draw two different shapes, each with an area of 8 squares.






3

Shade more squares to
make the area 11 squares.

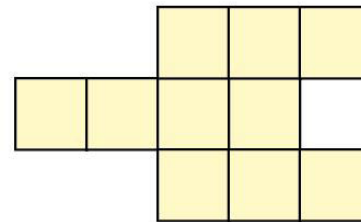
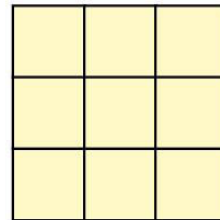
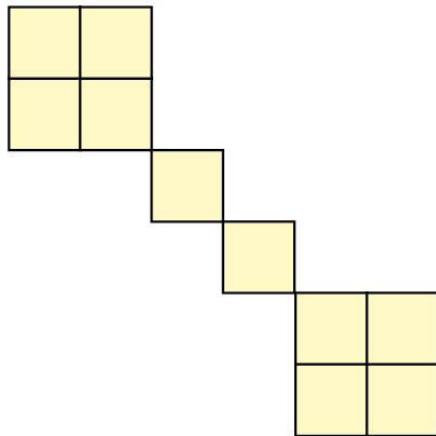
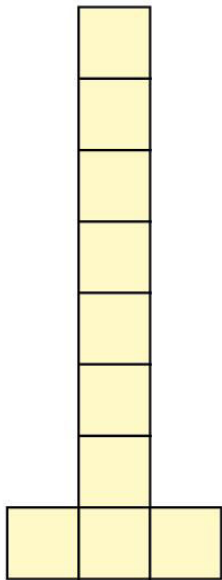


4 Amir has created a shape.



My shape has an area of 10 squares and is rectilinear.

Tick the shapes that Amir could have made.



5



I cannot make a large square using an odd number of smaller squares.

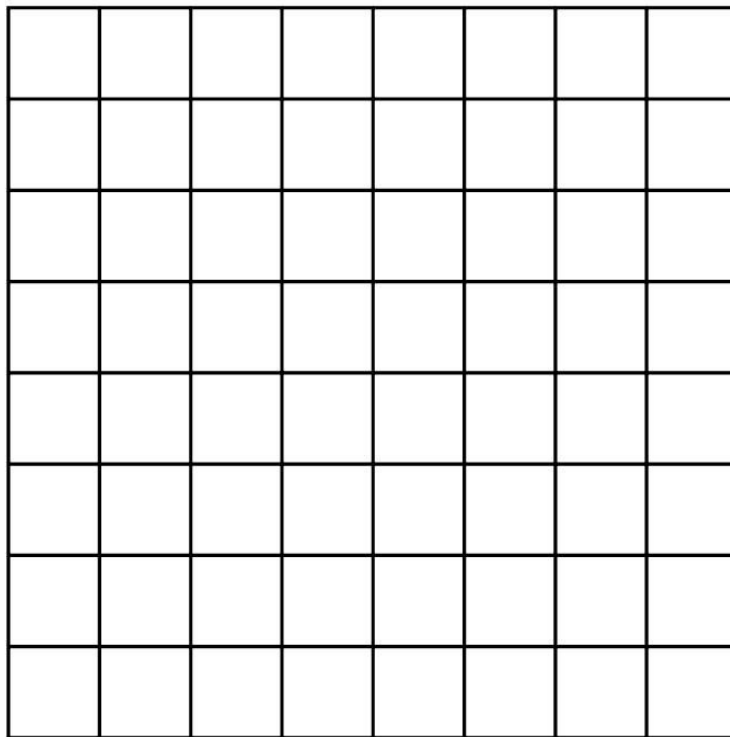
Do you agree with Whitney? _____

Draw a picture to support your answer.





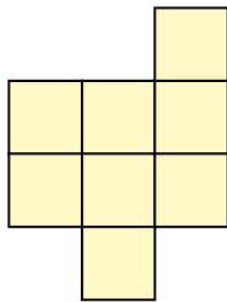
- 6 Draw two different rectangles, each with an area of 12 squares.





7

a) Add squares to this shape to make it into a square.



b) What is the area of the square you have made?

squares

c) How could you make a larger square?

How many more squares do you need to add?


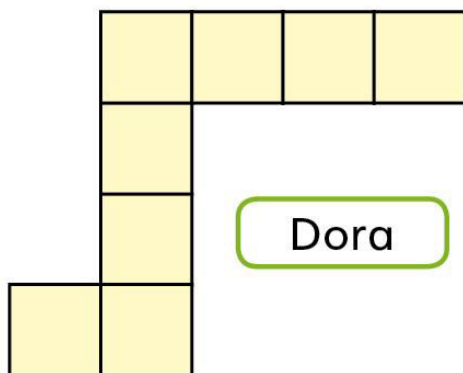
Show your working.





8

Dora and Tommy have drawn rectilinear shapes.



Tommy says he has made a different shape with the same area.

Do you agree with Tommy? _____


Explain your answer.





9

Use six square sticky notes or square shapes.



Make as many different rectilinear shapes with the squares as you can.

Draw some of your shapes.



Compare answers with a partner.

