

Friday Yellow Challenge

Use the clues to label the bar chart.

- The number of Huddersfield Town supporters is half the number of Halifax Town supporters.
- More people support Halifax Town than support any other team.
- More people support Manchester United than Leeds United.
- There is 1 less supporter of Bradford City than Halifax Town.

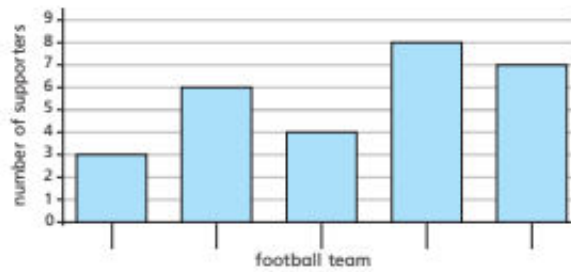
Bradford City

Huddersfield Town

Halifax Town

Leeds United

Manchester United



Four classes of children were asked what their favourite animals are.

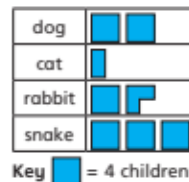
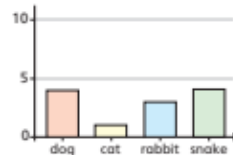
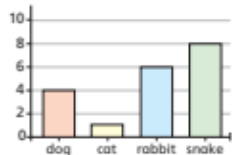
Match the tables to the charts.

Class A	
dog	8
cat	2
rabbit	7
snake	12

Class B	
dog	4
cat	1
rabbit	3
snake	4

Class C	
dog	4
cat	1
rabbit	6
snake	8

Class D	
dog	8
cat	2
rabbit	7
snake	3



Carla has drawn this pictogram to show the days of the week when children in her school had birthday parties.

How could she improve her pictogram?

Day of Celebration	Children
Monday-Thursday	
Friday	
Saturday	
Sunday	

Amir wants to present the birthdays of everyone in his school. Should he use a bar chart or pictogram to record this information?

Explain why:

On squared paper, record the birthdays in Amir's school using your chosen method. Remember you will need to show boys and girls on the chart together.

Month	Number of Girls	Number of Boys
January	16	18
February	11	8
March	19	6
April	21	17
May	19	23
June	17	23
July	16	15
August	14	24
September	20	19
October	22	23
November	10	18
December	17	20

